


SENSORS & SYSTEMS

Speed Sensor for Turbo Chargers

NEW: high temperature probe
DZ135

APPLY TO TURBO SPEED



Extreme high interference resistance and noise immunity on dyno and testbenches

Ideal on vehicle and test cell use

Target-sensor gap to 1.5 mm

Speed Sensor for Turbo Chargers
turboSPEED 135

turboSPEED

Speed Sensor for Turbo Chargers

Measuring principle

A coil is potted in a sensor case and is energized by a high frequency alternating current. The electromagnetic field from the coil generates eddy currents in the turbo-charger blade. Every blade generates a pulse. The controller identifies the speed (analog 0 ... 10 V) by considering the number of blades.



System properties

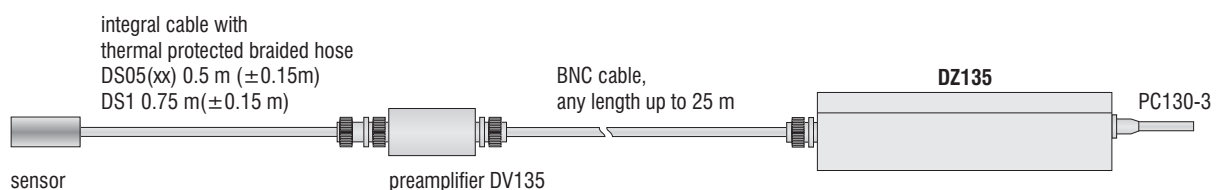
The DZ 135 marks the arrival of the next generation in eddy current turbocharger speed measurement systems. The primary aim of the further development was to produce a system immune to the most difficult EMC test cell conditions. Particularly where multi-test cells are in use, very high levels of EMC emissions are causing effect on test cell instrumentation. The DZ135 offers a new electronic circuit which 'boosts' signal levels from the sensor and also dramatically improves circuit shielding. This gives the sensor EMC levels of immunity which are several factors higher than existing devices in the marketplace. The system has also been designed to be able to replace the sensor mounted in the turbo housing, without having to recalibrate the system electronics.

The eddy current measurement technique is also immune to the effects of oil, dirt, carbon particles that can be found in the engine, which can affect the measurement output quality of other measurement principles, particularly capacitive and optical measurement technologies.

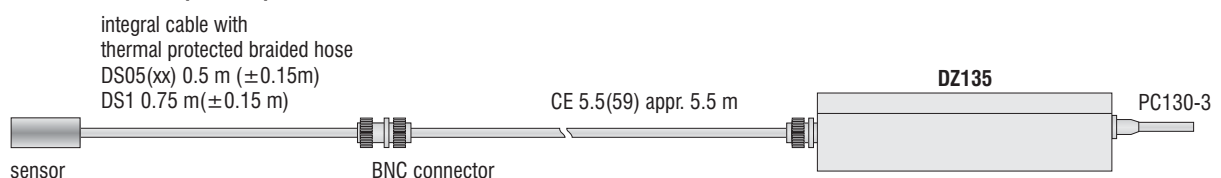
ADVANTAGES:

- Maximum speed range from 500 to 400,000 RPM
- Miniature sensor design (ø 3 mm)
- No blade modification necessary
- Immune to electromagnetic interference
- Cable length to 25 m
- Supply 9 ... 30 VDC
- Target clearance up to 1.5 mm
- Changing sensor without calibration

1.) Operation with preamplifier



2.) Operation without preamplifier



Technical data

Controller DZ 135	DZ 135				
Amplifier (option)	DV 135				
Sensors	DS 05(03)	DS 05(04)	DS 05(14)	DS 05(15)	DS 1
Measuring principle	eddy-current loss principle				
Target (blade material)	aluminium or titan				
Operating temperature	electronics	-30 to +70 °C			
	preamplifier	-30 to +125 °C			
	sensor	-40 to +200 °C			-40 to +235 °C
Maximum speed range	500 ... 400,000 RPM				
Distance sensor to blade	blade width < 1.2 mm	appr. 0.1 to 0.5 mm			0.1 to 1 mm
	blade width > 1.2 mm	appr. 0.1 to 0.7 mm			0.1 to 1.5 mm
	adjusting with LED-indicator (green)				
Number of blades	programmable divider (jumper) from 2 to 17 blades				
Output 1 (digital)	1 pulse/blade (TTL-level with 7 µs pulse width)				
Output 2 (digital)	1 pulse/blade (TTL-level with 100 µs pulse width)				
Output 3 (analog)	jumper 1	0 ... 10 V (0 ... 200,000 RPM)			
	jumper 2	0 ... 10 V (0 ... 400,000 RPM)			
		load resistance min 1 kΩ, load capacitance max. 1 nF output frequency 1.5 to 100 Hz (speed sloping)			
	linearity resolution	±0.2 % FSO 0.1 % FSO			
Power supply	9 V ... 30 VDC / max.150 mA (short time to 36 VDC)				
Sensor cable	with preamplifier DV135	any cable length up to max. 25 m; any BNC cable (impedance 75 Ω or 95 Ω)			
	without preamplifier	total length appr. 6 m for direct operation (sensor cable CE5.5(59) necessary)			
Integral sensor cable	0.5 m ±0.15 m			0.75 m ±0.15 m	
Weight	controller DZ 135: appr. 380 g				
	preamplifier DV135: appr. 50 g				

FSO = Full Scale Output

Accessories

PC 130-3, 3 m

Supply and signal cable

tinned eds for feeding (open ends)

analog output and 2 x TTL-signal on

BNC connector

CE135-10, BNC-cable, 10 m

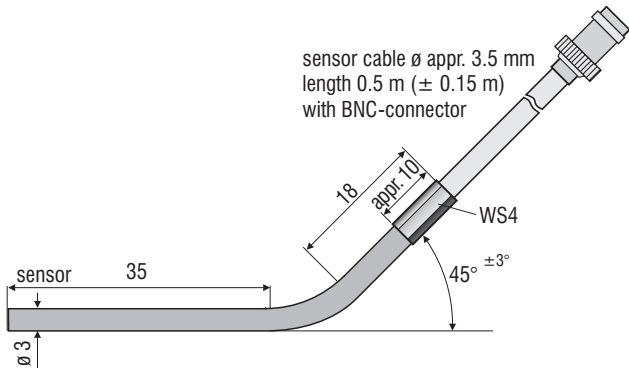
Cable extension between preamplifier and controller,
operation temperature up to 200 °C

CE5,5(59), cable extension

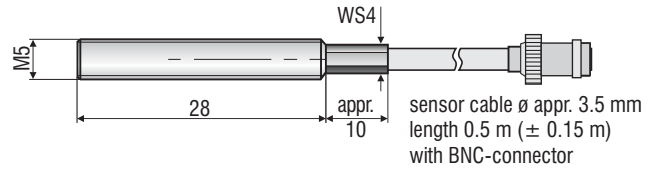
only for use with preamplifier DZ135

turboSPEED DZ 135 Dimensions in mm, not to scale

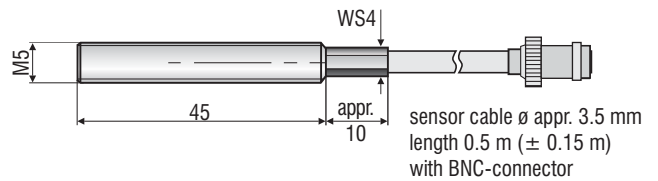
Sensor DS05(03)



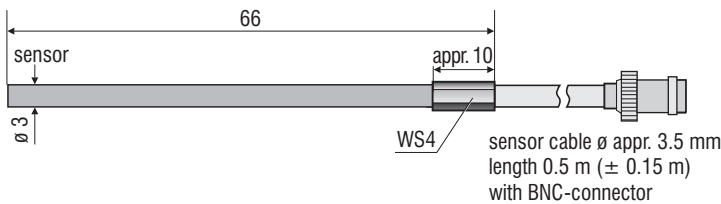
Sensor DS05(14)



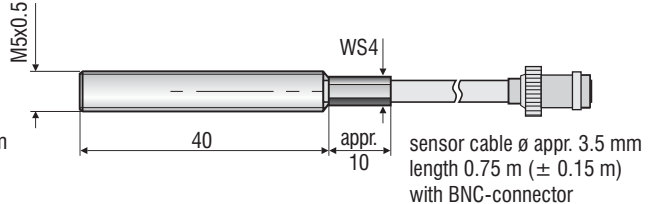
Sensor DS05(15)



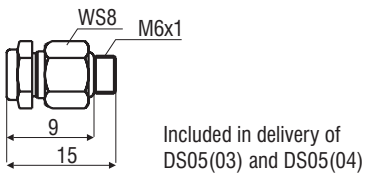
Sensor DS05(04)



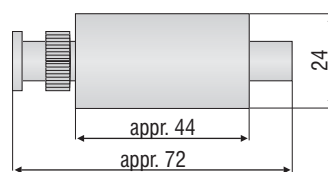
Sensor DS1



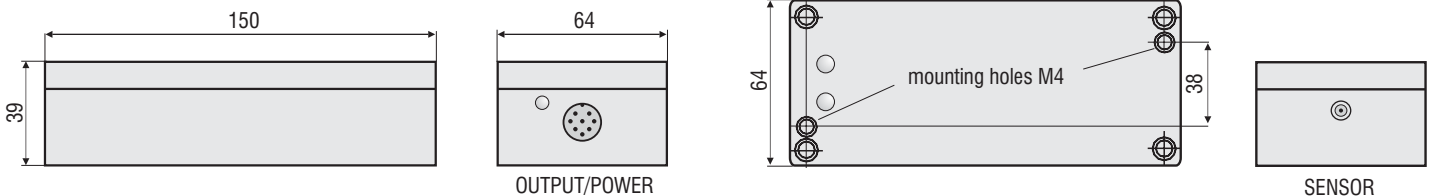
Mounting adapter MA135



Preamplifier DV135



Controller DZ 135



MICRO-EPSILON

Koenigbacher Strasse 15
94496 Ortenburg / Germany
Phone +49/8542/168-0
Fax +49/8542/168 90
info@micro-epsilon.com

USA: 8120 Brownleigh Dr.
Raleigh, NC 27617 / USA
Phone +1/919/787-9707
Fax +1/919/787-9706
microepsilon@me-us.com

certified DIN EN ISO 9001 :2000
modifications reserved
Y9761093-B010035MLO



www.micro-epsilon.com