

VOLTCON_LO


Low sensitivity transmitter of photocurrent to a 0-5V signal



The Voltcon converts a photocurrent into an output voltage between 0 and 5V.


The present module works with a low gain factor and converts a photocurrent of 500µA to an output of 5V. This means, a current higher than 500µA will cause saturation.

Other modules with medium gain (VOLTCON_MED, up to 5µA) and high gain (VOLTCON_HI, up to 40nA) are available. Alternatively, please refer to the below instruction for changing the gain.



Input solder points	Photodiode Anode = positive terminal of the photodiode Photodiode Cathode = negative terminal of the photodiode
Power supply and output terminal solder points	A voltage of 5...24V is to be applied between V+ and GND. The resulting output voltage between 0 and 5V is measured between the signal output and GND. The voltage is proportional to the applied photocurrent.
Dimensions	W x L x H = 13 x 26 x 8mm
Operating temperature	-20...80 °C
Storage temperature	-40...80 °C
The amplification factor (gain) is adjustable with a potentiometer (see description).	
RoHS-compliant to 2002/95/EG.	

Connection:



Input solder points

- 1 Photodiode anode
- 2 Photodiode cathode


Power supply solder points

- 3 V+ power supply
- 4 GND power supply
- 5 Signal output

Gain fine adjustment:

- The gain fine adjustment is done via the potentiometer (6)
- turn left to raise the gain
 - turn right to lower the gain

How to change the gain:



R_F and C_F might have another appearance than in the picture.

To change the gain (measurement range) in a larger scale, please change the feedback resistor R_F (the present value is 10 kΩ).

To calculate R_{Fnew} for the new resistor, please use this formula:

$$R_{Fnew}(\text{in } M\Omega) = 5/I_{max}(\text{in } \mu A)$$

I_{max} is the max. measurable photocurrent. It is adjustable with the gain potentiometer.

The capacitor C_F (the default value is 1µF) is influencing the time constant τ of the measurement system. The present time constant is 10ms. It is calculated with the formula:

$$\tau(\text{in } ms) = C_F(\text{in } \mu F) * R_F(\text{in } k\Omega)$$

maximum ratings

$$10k\Omega < R_{Fnew} < 3G\Omega \text{ and } \tau > 1ms$$