

Introduction

The applications of UV sensors are quite varied and therefore the required sensitivity, environmental endurance, spectral response, field of view and electronic output interface must be tailored for individual conditions of use.

This publication presents a variety of different standard UV sensors considering these varying requirements and covering a broad range of industrial UV sensor applications.

All of the probes are amplified and shielded against electromagnetic interference. The visible blind sensors are based on a Silicon Carbide (SiC) UV photodiode, which guarantees highest radiation hardness, long term stability and $>10^{10}$ visible blindness (ratio of UV to VIS-IR sensitivity). Blue and GaP type sensors are based on a Galliumphosphide (GaP) UV photodiode.

Please find an individual four step configuration procedure at page 5 which allows the prospective user to select among different probe mechanical designs (STEP1), to select the correct spectral response (STEP 2), to select the different output types (STEP 3) and to select a sensitivity range (STEP 4).

Usually the sensors are directly connected to the customer's data bus (via voltage, current, CAN or USB output). Alternatively, developers and scientists use the sglux controllers and display modules.

The sglux calibration laboratory offers NIST and PTB traceable calibration services.

UV Sensor "UV-Surface"

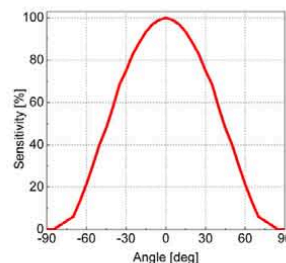
Standard surface-mount 180° FOV UV Sensor

The sensor **UV-Surface** is a cosine corrected sensor to be used for industrial or scientific UV radiation measurements of radiation arriving at a surface, horizontal or vertical or any orientation. On request it is also available in a submersible version. Available calibrated (NIST or PTB traceable) on request.

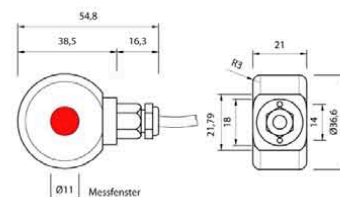
Picture



Field of View



Drawing



sglux UV-SENSOR PROBES

Catalogue



UV Sensor “UV-Air”

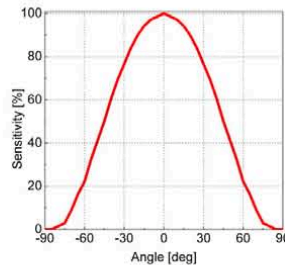
Axis oriented in-chamber UV Sensor

The sensor **UV-Air** is a cosine corrected axial looking UV sensor with a male thread (M22x1,5) with many mounting possibilities inside UV radiation chambers. Available calibrated (NIST or PTB traceable) on request.

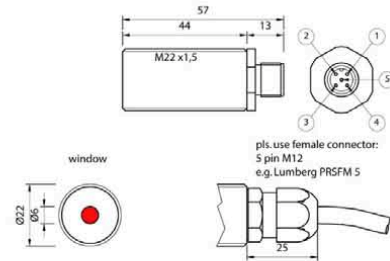
Picture



Field of View



Drawing



UV Sensor “UV-Cosine”

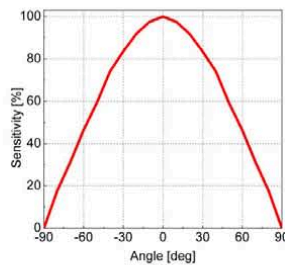
Waterproof UV Sensor for outdoor use

The sensor **UV-Cosine** is an outdoor cosine corrected waterproof sensor (IP68 at window side, IP65 at plug side, or, on request IP68 for submerge applications). The PTFE housing is stain repellent. Available calibrated (NIST or PTB traceable) on request.

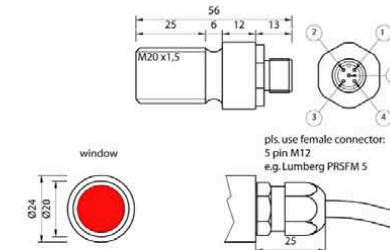
Picture



Field of View



Drawing



UV Sensor “UV-Water-G3/4”

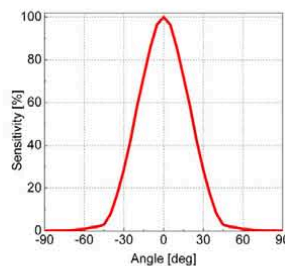
10 bar water pressure proof UV Sensor

The sensor **UV-Water-G3/4** is a waterproof (10 bar or 150 psi) UV sensor to be included into pressurized water systems (G3/4" thread). This UV sensor is suited for use in food and beverages machinery. Available calibrated (NIST or PTB traceable) on request. Only available with plug connection.

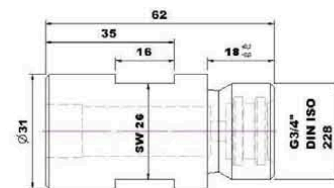
Picture



Field of View



Drawing



sglux UV-SENSOR PROBES

Catalogue



UV Sensor “UV-Water”

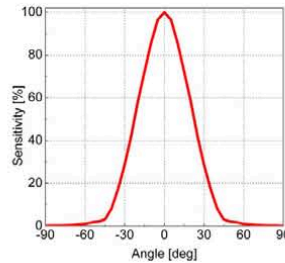
10 bar waterproof UV Sensor

The sensor **UV-Water** is a waterproof (10 bar or 150ps) UV sensor to be included into pressurized water systems (G1/4” thread). It can only be used with low-pressure lamps up to 40W. This UV sensor is suited for use in food and beverages machinery. On request it is also available in a submersible version. Available calibrated (NIST or PTB traceable) on request.

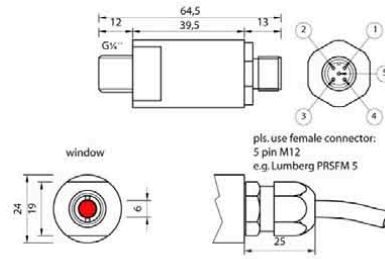
Picture



Field of View



Drawing



UV Sensors “UV-DVGW” and “UV-DVGW-160”

UV Sensors for DVGW and OENORM certified water purifiers

The sensors **UV-DVGW** and **UV-DVGW-160** are special types suitable for use with DVGW and OENORM certified water purifiers. They comply with the standards DVGW W294-3(2006) and OENORM 5873-2. Always delivered calibrated according to DVGW or OENORM requirements.

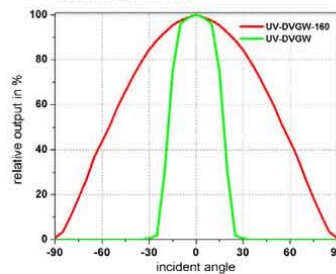
Pictures



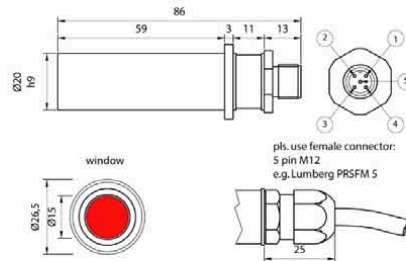
UV-DVGW
40° sensor according to DVGW W294-3

UV-DVGW-160
160° sensor according to DVGW W294-3 and OENORM 5873-2

Field of View



Drawing



UV Sensor “UV-Cure”

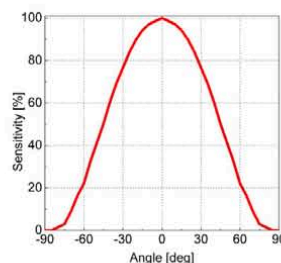
Sensor for high UV-Irradiation with integrated temperature sensor

The sensor **UV-Cure** is an axial looking UV sensor for measurement of high UV radiation at high temperatures (up to 170°C/338°F) in curing and drying processes. It has an integrated temperature sensor and a diffuser of radiation hard and temperature resistant microporous silica glass. A male thread (M22x1,5) allows many mounting possibilities inside UV radiation chambers. Available calibrated (NIST or PTB traceable) on request. Only available with photocurrent output.

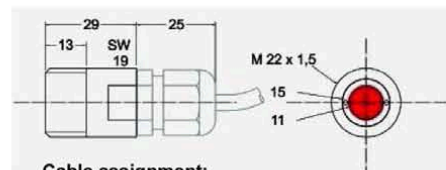
Picture



Field of View



Drawing



Cable assignment:
UV sensor: white anode, brown cathode
temperature sensor: black, blue

sglux UV-SENSOR PROBES

Catalogue



UV Sensor “TOCON-probe”

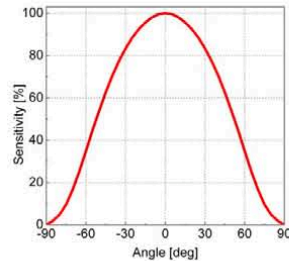
Pre-amplified UV Photodetector with housing

The sensor **TOCON-probe** is a pre-amplified UV Photodiode inside a robust stainless steel M12x1 thread body. It is configured with an integrated sensor connector (Binder 5-Pin plug) and comes with 2m connector cable. The sensor is easy to mount and connect (only with voltage output available, $V_{in\ max.} = 5V$).

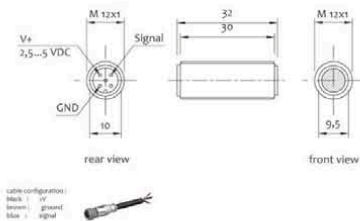
Picture



Field of View



Drawing



UV Sensor “UV-Minilog“

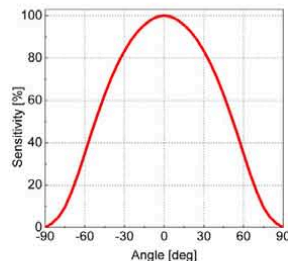
UV Datalogger with PC Software

The sensor **UV-Minilog** is a battery powered UV datalogger with a large internal data storage (2 million readings). It can log data for up to 18 months without recharging. It is IP67 waterproof and comes with free PC software. The UV-Minilog can be equipped with all UV sensors to be selected at STEP 2 and STEP 4 of page 6 configuration guide. Available calibrated (NIST or PTB traceable) on request.

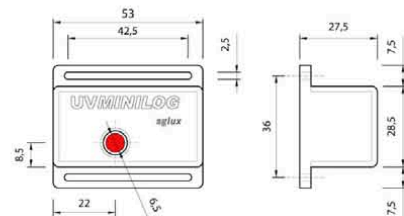
Picture



Field of View



Drawing



Specifications, valid for all UV Sensors

Fixed Specifications

Parameter	Value
Dimensions	Pls. refer to the drawing above.
Temp. Coefficient	0.035%/K analogue sensors <0.1%/K digital sensors
Operating Temp.	-20...+80°C (170°C)
Storage Temp.	-40...+80°C
Humidity	<80%, non-condensing for Air versions; 100% immersed for submersible

Configurable Specifications

Parameter	Value
Absolute Sensitivity	1nW/cm ² ... 10W/cm ²
Spectral Sensitivity	UV-broadband, UVA, UVB, UVC, UV-Index, blue light, GaP (blue+visible)
Signal Output	0...5V, 4...20mA, USB, 125kbits CAN bus
Connections	2m cable or 5pin male plug; 8Pin plug with 2m cable (digital sensors)

Please find the configuration guide at page 5 of this catalogue.

sglux UV-SENSOR PROBES

Catalogue

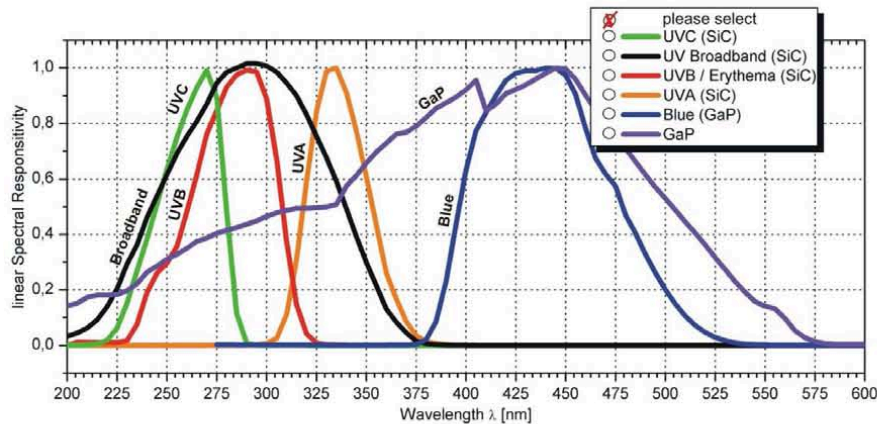


STEP 1 → Selection of probe mechanical design

Please tick your selection. Please find detailed description of the mechanical design above.

<input checked="" type="checkbox"/> Type	Description
<input type="checkbox"/> UV-Surface	Standard surface-mount 180° FOV UV Sensor
<input type="checkbox"/> UV-Air	Standard axias oriented in-chamber UV Sensor
<input type="checkbox"/> UV-Cosine	Waterproof UV Sensor for outdoor use
<input type="checkbox"/> UV-Water-G3/4	10 bar water pressure proof UV Sensor with G3/4" thread
<input type="checkbox"/> UV-Water	10 bar water pressure proof UV Sensor with G1/4" thread for low-pressure lamps up to 40W
<input type="checkbox"/> UV-DVGW/-160	UV Sensor for DVGW and OENORM certified water purifiers
<input type="checkbox"/> UV-MINILOG	UV Datalogger with PC software
<input type="checkbox"/> TOCON-probe	Pre-amplified UV photodetector in a M12x1 housing (<i>only with voltage output available</i>)
<input type="checkbox"/> UV-Cure	Sensor for high UV-Irradiation with integrated temperature sensor (<i>only with photocurrent output</i>)

STEP 2 → Configuration of the Spectral Sensitivity



Please select one spectral sensitivity curve.

STEP 3 → Signal Output

Please tick your selection. The pin configuration for analog sensors is shown in the drawings on previous pages.

<input checked="" type="checkbox"/> Type	Description	<input checked="" type="checkbox"/> Connection = "cable"	<input checked="" type="checkbox"/> Connection = "male plug"
<input type="checkbox"/> 0...5V	0...5V V_{out} proportional to radiation input; $V_{in} = 7...24VDC$ (TOCON_probe V_{in} max. = 5V), current consumption is <30mA	<input type="checkbox"/> V_0 =brown, V_+ =white, Out=green, Shield=black	<input type="checkbox"/> V_0 =Pin1=brown, V_+ =Pin2=black, Out=Pin3=blue
<input type="checkbox"/> 4...20mA	4...20mA current loop for PLC controllers; the current is proportional to the radiation, supply voltage is 24VDC	<input type="checkbox"/> V_0 =brown, V_+ = white	<input type="checkbox"/> V_0 =Pin1=brown, V_+ =Pin2=black
<input type="checkbox"/> USB	The signal is transmitted via USB to a computer. Software is included.	→	<input type="checkbox"/> Standard USB-A plug, 1,5m cable
<input type="checkbox"/> CAN bus	The signal is transmitted via CAN bus (VSCP protocol), additional USB converter for computer use incl. software available (DIGIBOX)	→	<input type="checkbox"/> Pin a=CAN low, Pin b=CAN high, Pin c=GND, Pin d=Vsupply

STEP 4 → Sensitivity

We configure your UV sensor for intensities across 10 orders of magnitude from $1nW/cm^2$ to $10W/cm^2$. For good dynamic behaviour the min and max. intensity at the probe position needs to be known as precisely as possible. Please fill that value, if known, into the box below. If only a rough estimate is possible, please estimate it in the range selection fields. We will contact you for further refinement of the range.

max. radiation in mW/cm^2 or, if not precisely known, range estimation

) max. up to $10\mu W/cm^2$ max. up to $100mW/cm^2$ max. up to $10W/cm^2$