

包装形式 Packing form


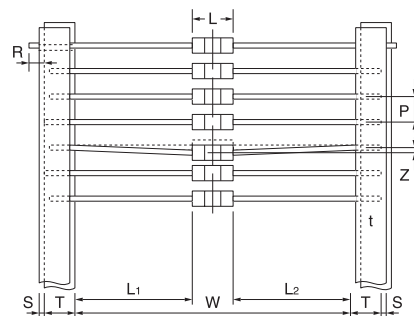
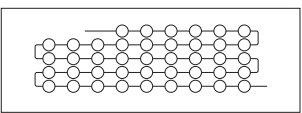
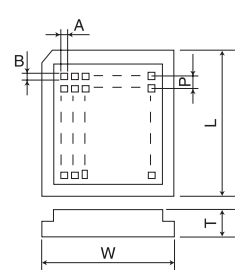
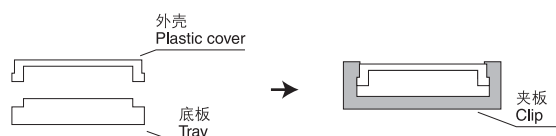
单位 : mm Unit : mm

包装记号 Packing code	相应系列 Related series	包装数量 Packing Qty.	包 装 形 式 Packing form																																										
D	TS03 TC03 TH03	15,000	<table border="1"> <tr> <th>记号Code</th> <th>A</th> <th>B</th> <th>C</th> <th>D</th> <th>E</th> <th>W₁</th> <th>W₂</th> <th>r</th> </tr> <tr> <td>RRM08B</td> <td>ø180 +0 -3</td> <td>ø60 +1 -0</td> <td>ø13.0 ±0.2</td> <td>R10.5 ±0.4</td> <td>2.0 ±0.5</td> <td>9.0 ±0.3</td> <td>11.4 ±1.0</td> <td>0.5</td> </tr> </table> <table border="1"> <tr> <th>A</th> <th>B</th> <th>W</th> <th>F</th> <th>E</th> <th>P₁</th> </tr> <tr> <td>0.37 ±0.08</td> <td>0.67 ±0.08</td> <td>8.0 ±0.3</td> <td>3.50 ±0.05</td> <td>1.75 ±0.10</td> <td>2.0 ±0.1</td> </tr> </table> <table border="1"> <tr> <th>P₂</th> <th>P₀</th> <th>D₀</th> <th>T₁</th> <th>T₂</th> <th>安装孔 Loading hole</th> </tr> <tr> <td>2.0 ±0.1</td> <td>4.0 ±0.1</td> <td>ø1.5 +0.1 -0</td> <td>0.4 以下 max</td> <td>0.5 以下 max</td> <td>方形 Rectangular 通孔 hole 冲压凹孔 Press pocket</td> </tr> </table>	记号Code	A	B	C	D	E	W ₁	W ₂	r	RRM08B	ø180 +0 -3	ø60 +1 -0	ø13.0 ±0.2	R10.5 ±0.4	2.0 ±0.5	9.0 ±0.3	11.4 ±1.0	0.5	A	B	W	F	E	P ₁	0.37 ±0.08	0.67 ±0.08	8.0 ±0.3	3.50 ±0.05	1.75 ±0.10	2.0 ±0.1	P ₂	P ₀	D ₀	T ₁	T ₂	安装孔 Loading hole	2.0 ±0.1	4.0 ±0.1	ø1.5 +0.1 -0	0.4 以下 max	0.5 以下 max	方形 Rectangular 通孔 hole 冲压凹孔 Press pocket
记号Code	A	B	C	D	E	W ₁	W ₂	r																																					
RRM08B	ø180 +0 -3	ø60 +1 -0	ø13.0 ±0.2	R10.5 ±0.4	2.0 ±0.5	9.0 ±0.3	11.4 ±1.0	0.5																																					
A	B	W	F	E	P ₁																																								
0.37 ±0.08	0.67 ±0.08	8.0 ±0.3	3.50 ±0.05	1.75 ±0.10	2.0 ±0.1																																								
P ₂	P ₀	D ₀	T ₁	T ₂	安装孔 Loading hole																																								
2.0 ±0.1	4.0 ±0.1	ø1.5 +0.1 -0	0.4 以下 max	0.5 以下 max	方形 Rectangular 通孔 hole 冲压凹孔 Press pocket																																								
R	TN05 TC05 TH05 SC05	10,000	<table border="1"> <tr> <th>记号Code</th> <th>A</th> <th>B</th> <th>C</th> <th>D</th> <th>E</th> <th>W₁</th> <th>W₂</th> <th>r</th> </tr> <tr> <td>RRM08B</td> <td>ø180 +0 -3</td> <td>ø60 +1 -0</td> <td>ø13.0 ±0.2</td> <td>R10.5 ±0.4</td> <td>2.0 ±0.5</td> <td>9.0 ±0.3</td> <td>11.4 ±1.0</td> <td>0.5</td> </tr> </table> <table border="1"> <tr> <th>A</th> <th>B</th> <th>W</th> <th>F</th> <th>E</th> <th>P₁</th> </tr> <tr> <td>0.62 ±0.10</td> <td>1.15 ±0.10</td> <td>8.0 ±0.3</td> <td>3.50 ±0.05</td> <td>1.75 ±0.10</td> <td>2.0 ±0.1</td> </tr> </table> <table border="1"> <tr> <th>P₂</th> <th>P₀</th> <th>D₀</th> <th>T₁</th> <th>T₂</th> <th>安装孔 Loading hole</th> </tr> <tr> <td>2.00 ±0.05</td> <td>4.0 ±0.1</td> <td>ø1.5 +0.1 -0</td> <td>0.8 以下 max</td> <td>0.9 以下 max</td> <td>方形 Rectangular 通孔 hole</td> </tr> </table>	记号Code	A	B	C	D	E	W ₁	W ₂	r	RRM08B	ø180 +0 -3	ø60 +1 -0	ø13.0 ±0.2	R10.5 ±0.4	2.0 ±0.5	9.0 ±0.3	11.4 ±1.0	0.5	A	B	W	F	E	P ₁	0.62 ±0.10	1.15 ±0.10	8.0 ±0.3	3.50 ±0.05	1.75 ±0.10	2.0 ±0.1	P ₂	P ₀	D ₀	T ₁	T ₂	安装孔 Loading hole	2.00 ±0.05	4.0 ±0.1	ø1.5 +0.1 -0	0.8 以下 max	0.9 以下 max	方形 Rectangular 通孔 hole
记号Code	A	B	C	D	E	W ₁	W ₂	r																																					
RRM08B	ø180 +0 -3	ø60 +1 -0	ø13.0 ±0.2	R10.5 ±0.4	2.0 ±0.5	9.0 ±0.3	11.4 ±1.0	0.5																																					
A	B	W	F	E	P ₁																																								
0.62 ±0.10	1.15 ±0.10	8.0 ±0.3	3.50 ±0.05	1.75 ±0.10	2.0 ±0.1																																								
P ₂	P ₀	D ₀	T ₁	T ₂	安装孔 Loading hole																																								
2.00 ±0.05	4.0 ±0.1	ø1.5 +0.1 -0	0.8 以下 max	0.9 以下 max	方形 Rectangular 通孔 hole																																								
T	TN11 TH11 TN10 TC10 TN20 TC20 TH20 SC10	4,000	<table border="1"> <tr> <th>记号Code</th> <th>A</th> <th>B</th> <th>C</th> <th>D</th> <th>E</th> <th>W₁</th> <th>W₂</th> <th>r</th> </tr> <tr> <td>RRM08B</td> <td>ø180 +0 -3</td> <td>ø60 +1 -0</td> <td>ø13.0 ±0.2</td> <td>R10.5 ±0.4</td> <td>2.0 ±0.5</td> <td>9.0 ±0.3</td> <td>11.4 ±1.0</td> <td>0.5</td> </tr> </table> <table border="1"> <tr> <th>A</th> <th>B</th> <th>W</th> <th>F</th> <th>E</th> <th>P₁</th> </tr> <tr> <td>1.62 ±0.2</td> <td>2.4 ±0.2</td> <td>8.0 ±0.3</td> <td>3.50 ±0.05</td> <td>1.75 ±0.10</td> <td>4.0 ±0.1</td> </tr> </table> <table border="1"> <tr> <th>P₂</th> <th>P₀</th> <th>D₀</th> <th>T₁</th> <th>T₂</th> <th>安装孔 Loading hole</th> </tr> <tr> <td>2.00 ±0.05</td> <td>4.0 ±0.1</td> <td>ø1.5 +0.1 -0</td> <td>1.1 以下 max</td> <td>1.4 以下 max</td> <td>方形 Rectangular 通孔 hole</td> </tr> </table> <p>※()内的数值是TN11、TH11、TN10、TC10、SC10的尺寸。 ※Dimensions in () are for TN11, TH11, TN10, TC10, SC10.</p>	记号Code	A	B	C	D	E	W ₁	W ₂	r	RRM08B	ø180 +0 -3	ø60 +1 -0	ø13.0 ±0.2	R10.5 ±0.4	2.0 ±0.5	9.0 ±0.3	11.4 ±1.0	0.5	A	B	W	F	E	P ₁	1.62 ±0.2	2.4 ±0.2	8.0 ±0.3	3.50 ±0.05	1.75 ±0.10	4.0 ±0.1	P ₂	P ₀	D ₀	T ₁	T ₂	安装孔 Loading hole	2.00 ±0.05	4.0 ±0.1	ø1.5 +0.1 -0	1.1 以下 max	1.4 以下 max	方形 Rectangular 通孔 hole
记号Code	A	B	C	D	E	W ₁	W ₂	r																																					
RRM08B	ø180 +0 -3	ø60 +1 -0	ø13.0 ±0.2	R10.5 ±0.4	2.0 ±0.5	9.0 ±0.3	11.4 ±1.0	0.5																																					
A	B	W	F	E	P ₁																																								
1.62 ±0.2	2.4 ±0.2	8.0 ±0.3	3.50 ±0.05	1.75 ±0.10	4.0 ±0.1																																								
P ₂	P ₀	D ₀	T ₁	T ₂	安装孔 Loading hole																																								
2.00 ±0.05	4.0 ±0.1	ø1.5 +0.1 -0	1.1 以下 max	1.4 以下 max	方形 Rectangular 通孔 hole																																								
P	MN18 MH18	2,000	<table border="1"> <tr> <th>记号Code</th> <th>A</th> <th>B</th> <th>C</th> <th>D</th> <th>E</th> <th>W₁</th> <th>W₂</th> <th>r</th> </tr> <tr> <td>R10</td> <td>ø180 +0 -3</td> <td>ø60 +1 -0</td> <td>ø13.0 ±0.2</td> <td>R10.5 ±0.4</td> <td>2.0 ±0.5</td> <td>9.0 ±0.3</td> <td>11.4 ±1.0</td> <td>0.5</td> </tr> </table> <table border="1"> <tr> <th>A</th> <th>B</th> <th>W</th> <th>F</th> <th>E</th> <th>P₁</th> </tr> <tr> <td>1.7 ±0.1</td> <td>4.1 ±0.1</td> <td>8.0 ±0.2</td> <td>3.55 ±0.1</td> <td>1.5 ±0.1</td> <td>4.0 ±0.1</td> </tr> </table> <table border="1"> <tr> <th>P₂</th> <th>P₀</th> <th>D₀</th> <th>T₁</th> <th>T₂</th> <th>安装孔 Loading hole</th> </tr> <tr> <td>2.00 ±0.05</td> <td>4.0 ±0.1</td> <td>ø1.5 +0.1 -0</td> <td>0.5 以下 max</td> <td>2.0 以下 max</td> <td>方形 Rectangular 通孔 hole</td> </tr> </table>	记号Code	A	B	C	D	E	W ₁	W ₂	r	R10	ø180 +0 -3	ø60 +1 -0	ø13.0 ±0.2	R10.5 ±0.4	2.0 ±0.5	9.0 ±0.3	11.4 ±1.0	0.5	A	B	W	F	E	P ₁	1.7 ±0.1	4.1 ±0.1	8.0 ±0.2	3.55 ±0.1	1.5 ±0.1	4.0 ±0.1	P ₂	P ₀	D ₀	T ₁	T ₂	安装孔 Loading hole	2.00 ±0.05	4.0 ±0.1	ø1.5 +0.1 -0	0.5 以下 max	2.0 以下 max	方形 Rectangular 通孔 hole
记号Code	A	B	C	D	E	W ₁	W ₂	r																																					
R10	ø180 +0 -3	ø60 +1 -0	ø13.0 ±0.2	R10.5 ±0.4	2.0 ±0.5	9.0 ±0.3	11.4 ±1.0	0.5																																					
A	B	W	F	E	P ₁																																								
1.7 ±0.1	4.1 ±0.1	8.0 ±0.2	3.55 ±0.1	1.5 ±0.1	4.0 ±0.1																																								
P ₂	P ₀	D ₀	T ₁	T ₂	安装孔 Loading hole																																								
2.00 ±0.05	4.0 ±0.1	ø1.5 +0.1 -0	0.5 以下 max	2.0 以下 max	方形 Rectangular 通孔 hole																																								

NTC THERMISTOR
热敏电阻

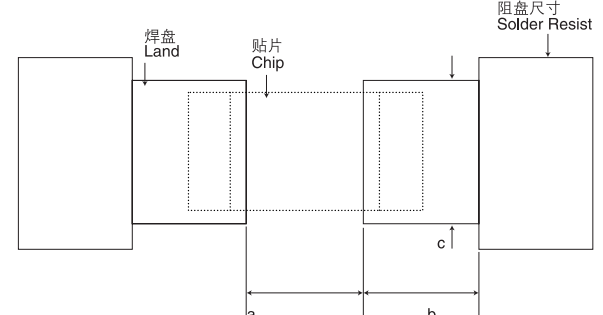
包装形式 Packing form

单位: mm Unit: mm

包装记号 Packing code	相应系列 Related series	包装数量 Packing Qty.	包 装 形 式 Packing form																							
B	TS03, TC03, TH03, TN05, TC05, TH05, TN10, TC10, TN11, TH11, TN20, TC20, TH20, SC05, SC10,	500	聚乙烯袋 Poly bag 																							
	MN18, MH18, GA13, GH13, GA20, GH20, CN25, CH25, RM16, RH16, PH08, GR15	200																								
	DC30	100																								
F	GA13 GH13 GA20 GH20	2,000	 <p>产品引出方向(从侧面看) Feed direction (Side view)</p>  <table border="1"> <thead> <tr> <th>记号 Code</th> <th>尺寸 Dimensions</th> <th>记号 Code</th> <th>尺寸 Dimensions</th> </tr> </thead> <tbody> <tr> <td rowspan="2">L</td> <td>[GA13,GH13]2.5^{+0.2}_{-0.4}</td> <td>T</td> <td>6.0±1.0</td> </tr> <tr> <td>[GA20,GH20]4.0^{+0.2}_{-0.4}</td> <td>Z</td> <td>1.5max.</td> </tr> <tr> <td>W</td> <td>52.0^{+0.2}_{-1.0}</td> <td>R</td> <td>不可露出带外 Not sticking out of tape</td> </tr> <tr> <td>P</td> <td>5.0±0.5</td> <td>t</td> <td>3.2min.</td> </tr> <tr> <td>L₁-L₂</td> <td>1.0max.</td> <td>S</td> <td>0.8max.</td> </tr> </tbody> </table>	记号 Code	尺寸 Dimensions	记号 Code	尺寸 Dimensions	L	[GA13,GH13]2.5 ^{+0.2} _{-0.4}	T	6.0±1.0	[GA20,GH20]4.0 ^{+0.2} _{-0.4}	Z	1.5max.	W	52.0 ^{+0.2} _{-1.0}	R	不可露出带外 Not sticking out of tape	P	5.0±0.5	t	3.2min.	L ₁ -L ₂	1.0max.	S	0.8max.
记号 Code	尺寸 Dimensions	记号 Code	尺寸 Dimensions																							
L	[GA13,GH13]2.5 ^{+0.2} _{-0.4}	T	6.0±1.0																							
	[GA20,GH20]4.0 ^{+0.2} _{-0.4}	Z	1.5max.																							
W	52.0 ^{+0.2} _{-1.0}	R	不可露出带外 Not sticking out of tape																							
P	5.0±0.5	t	3.2min.																							
L ₁ -L ₂	1.0max.	S	0.8max.																							
B	FH05 FH10	400	  <table border="1"> <thead> <tr> <th>记号 Code</th> <th>尺寸 Dimensions</th> <th>凹空深度 depth of pockets</th> <th>凹孔数(个) quantity of pockets(pcs.)</th> </tr> </thead> <tbody> <tr> <td>A,B</td> <td>[FH05]0.38 [FH10]0.66</td> <td>[FH05]0.23</td> <td rowspan="4">400(20 × 20)</td> </tr> <tr> <td>P</td> <td>2.16</td> <td></td> </tr> <tr> <td>L,W</td> <td>50.8</td> <td>[FH10]0.30 or 0.38</td> </tr> <tr> <td>T</td> <td>3.9</td> <td></td> </tr> </tbody> </table>	记号 Code	尺寸 Dimensions	凹空深度 depth of pockets	凹孔数(个) quantity of pockets(pcs.)	A,B	[FH05]0.38 [FH10]0.66	[FH05]0.23	400(20 × 20)	P	2.16		L,W	50.8	[FH10]0.30 or 0.38	T	3.9							
记号 Code	尺寸 Dimensions	凹空深度 depth of pockets	凹孔数(个) quantity of pockets(pcs.)																							
A,B	[FH05]0.38 [FH10]0.66	[FH05]0.23	400(20 × 20)																							
P	2.16																									
L,W	50.8	[FH10]0.30 or 0.38																								
T	3.9																									

NTC 热敏电阻

推荐焊盘布局 Recommended land Pattern



型号 Type	T*20	T*10, T*11, SC10	T*05, SC05	T*03
尺寸 Size	2.0 × 1.25	1.6 × 0.8	1.0 × 0.5	0.6 × 0.3
a	1.00	0.70	0.30	0.25
b	0.90	0.75	0.60	0.25
c	1.40	0.85	0.60	0.30

焊接条件请参见第84页

Please refer to page 84 for soldering conditions.