


Power PCB Relay RX

1 pole (12 or 16 A) or 2 pole (8 A)

DC or AC-coil



Features

- 1 C/O or 1 N/O or 2 C/O contacts
- DC- or AC-coil
- 4 kV / 8 mm coil-contact
- Reinforced insulation (protection class II)
- Height 15.7 mm
- transparent cover optional
- RoHS compliant (Directive 2002 / 95 / EC) as per product date code 0413

Applications

Domestic appliances, heating control, emergency lighting



Technical data of approved types on request

Contact data

Configuration	1 C/O or 1 N/O	2 C/O
Type of contact	single contact	
Rated current	12 A 16 A	8 A
Rated voltage / max.breaking voltage AC	250 Vac / 440 Vac	
Maximum breaking capacity AC	3000 VA 4000 VA	2000 VA
Contact material	AgNi 90/10	

Coil data

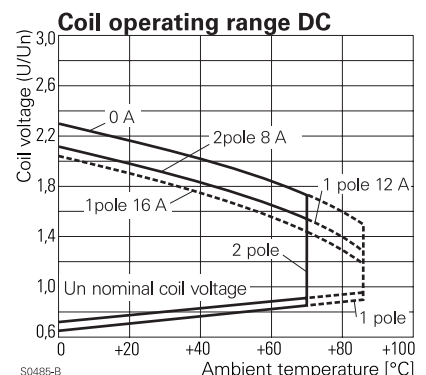
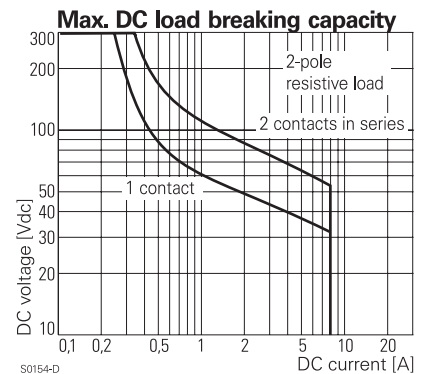
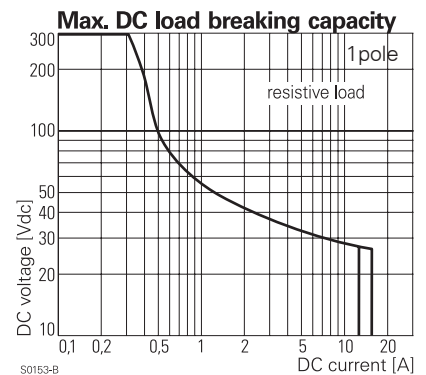
Nominal voltage	DC coil	5...110 Vdc
	AC coil	24...230 Vac
Nominal coil power	DC coil	500 mW
	AC coil	0.75 VA
Operate category	2	

Coil versions, DC-coil

Coil code	Nominal voltage Vdc	Pull-in voltage Vdc	Release voltage Vdc	Maximum voltage Vdc	Coil resistance Ω	Coil current mA
005	5	3.5	0.5	9.8	50 \pm 5%	100.0
006	6	4.2	0.6	11.8	68 \pm 5%	87.7
012	12	8.4	1.2	23.5	274 \pm 5%	43.8
024	24	16.8	2.4	47.0	1095 \pm 5%	21.9
048	48	33.6	4.8	94.1	4380 \pm 5%	11.0
060	60	42.0	6.0	117.6	6845 \pm 5%	8.8
110	110	77.0	11.0	215.6	23010 \pm 5%	4.8

All figures are given for coil without preenergization, at ambient temperature +20°C

Other coil voltages on request



Power PCB Relay RX

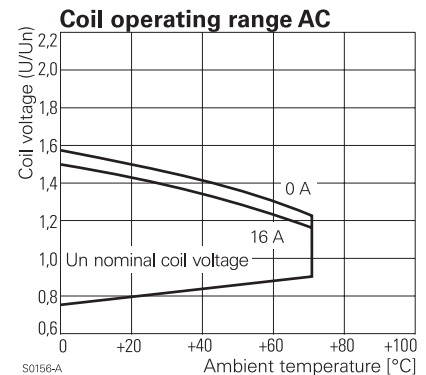
1 pole (12 or 16 A) or 2 pole (8 A)

DC or AC-coil

Coil versions, AC-coil

Coil code	Nominal voltage Vac	Pull-in voltage Vac	Release voltage Vac	Maximum voltage Vac	Coil resistance Ω	Coil current mA
524	24	18.0	3.6	36.0	350 \pm 10%	31.6
615	115	86.3	17.3	172.5	8100 \pm 15%	6.6
730	230	172.5	34.5	345.0	32500 \pm 15%	3.2

All figures are given for coil without preenergization, at ambient temperature +20°C



Insulation

Dielectric strength	coil-contacts open contact circuit	4000 V_{rms} 1000 V_{rms}
Clearance / creepage		8 / 8 mm
Insulation to IEC 60664		
Voltage rating		250 V
Pollution degree		3
Overvoltage category		III
Insulation dimensions		
coil-contacts		reinforced insulation
contact-contact		basic / functional insulation
across open contacts		micro-disconnection
Tracking resistance of relay base		CTI 250

Other data

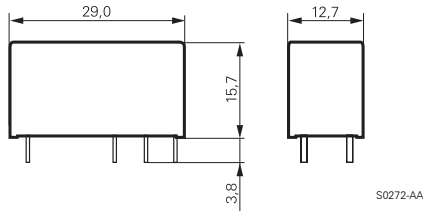
RoHS - Directive 2002 / 95 / EC	compliant as per product date code 0413	
Flammability class according to UL 94	standard / transparent cover V-0 / HB	
Coil insulation system according to UL 1446	Class F	
Min. ambient temperature	-40 °C	
Max. ambient temperature / mounting distance	1pole	2pole
DC-coil	85 °C ¹⁾ / 2.5 mm	70 °C / 2.5 mm
AC-coil	70 °C / 2.5 mm	70 °C / 5 mm
Mechanical life		
DC-coil	>5x10 ⁶ operations	
AC-coil	>1x10 ⁶ operations	
Max. switching rate at rated- / minimum load	6 min ⁻¹ / 600 min ⁻¹	
Operate- / release time DC-coil	typ. 7 / 2 ms	
Bounce time N/O contact/N/C contact	typ. 1 / 3 ms	
Vibration resistance N/O	20 g, 10...150 Hz	
Shock resistance (destruction)	100 g	
Category of protection (IEC 61810)	RT II - flux proof ²⁾	
Relay weight	13 g	
Packaging unit	500 pcs.	
¹⁾ version with transparent cover: 70°C		
²⁾ RT III (wash tight) on request		

Power PCB Relay RX

1 pole (12 or 16 A) or 2 pole (8 A)
DC or AC-coil

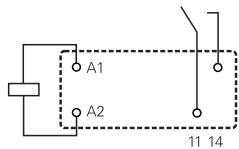
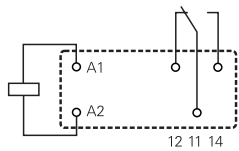
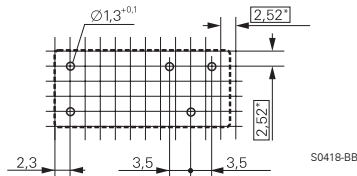
Dimensions

Dimensions in mm

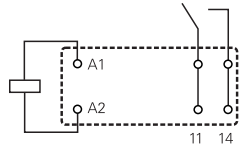
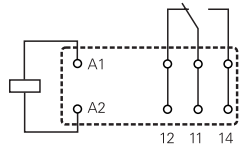
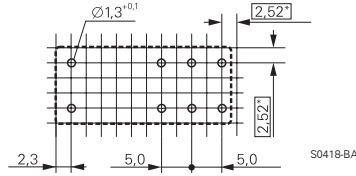


PCB layout / terminal assignment

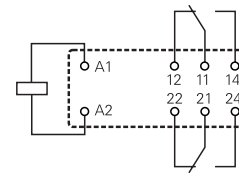
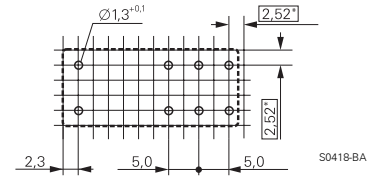
1 pole 12 A



1 pole 16 A



2 pole 8 A



View on solder pins
Dimensions in mm

*) With the recommended PCB hole sizes a grid pattern from 2.5 mm to 2.54 mm can be used.

Product key

Type

Version

- 1 1 pole 12 A, pinning 3.5 mm, flux proof
- 3 1 pole 16 A, pinning 5 mm, flux proof
- 4 2 pole 8 A, pinning 5 mm, flux proof

Contacts

- 1 1 pole, C/O contact
- 3 1 pole, N/O contact
- 2 2 pole, C/O contacts

Contact material

- 4 AgNi 90/10

Coil

Coil code: please refer to coil versions table

Cover

- Blank standard cover (white)
- C transparent cover (clear)



Power PCB Relay RX**1 pole (12 or 16 A) or 2 pole (8 A)****DC or AC-coil**

Product key	Version	Contacts	Cont. material	Coil	Cover	Part number
RX114012	12 A	1 C/O contact	AgNi 90/10	12 Vdc	white	6-1415502-1
RX114012C	pinning 3.5mm			12 Vdc	transparent	1-1415503-1
RX114024	flux proof			24 Vdc	white	7-1415502-1
RX114024C				24 Vdc	transparent	2-1415503-1
RX114730				230 Vac	white	8-1415502-1
RX114730C				230 Vac	transparent	5-1415503-1
RX134012		1 N/O contact		12 Vdc	white	9-1415502-1
RX134024				24 Vdc	white	0-1415503-1
RX314012	16 A	1 C/O contact		12 Vdc	white	1-1415502-1
RX314012C	pinning 5mm			12 Vdc	transparent	3-1415503-1
RX314024	flux proof			24 Vdc	white	2-1415502-1
RX314024C				24 Vdc	transparent	4-1415503-1
RX314524				24 Vac	white	4-1415532-1
RX314730				230 Vac	white	3-1415502-1
RX314730C				230 Vac	transparent	6-1415503-1
RX334012		1 N/O contact		12 Vdc	white	4-1415502-1
RX334024				24 Vdc	white	5-1415502-1
RX424012	8 A	2 C/O contacts		12 Vdc	white	2-1415504-1
RX424012C	pinning 5mm			12 Vdc	transparent	5-1415504-1
RX424024	flux proof			24 Vdc	white	3-1415504-1
RX424024C				24 Vdc	transparent	6-1415504-1
RX424524				24 Vac	white	5-1415532-1
RX424730				230 Vac	white	4-1415504-1
RX424730C				230 Vac	transparent	7-1415504-1