

ELECTRICAL CHARACTERISTICS

Characteristic	Symbol	Test Conditions	MIN	TYP	MAX	Unit	Note
Input Voltage 1	V_{IH1}		$V_{GG}-0.4$			V	1
	V_{IL1}				0.4		
Input Voltage 2	V_{IH2}		$V_{GG}-0.4$			V	2
	V_{IL2}				0.2		
Input Current 1	I_{IH1}	$V_{IN} = V_{GG}$			1	μA	3
	I_{IL1}	$V_{IN} = 0V$	0.3	1	3		
Input Current 2	I_{IH2}	$V_{IN} = V_{GG}$			1	μA	4
	I_{IL2}	$V_{IN} = 0V$			1		
Input Current 3	I_{IH3}	$V_{IN} = V_{GG}$	0.3	1	3	μA	2
	I_{IL3}	$V_{IN} = 0V$					
Input Current 4	I_{IH4}	$V_{IN} = V_{GG}$	3	2	25	μA	2
	I_{IL4}	$V_{IN} = 0V$					
Output Voltage 1	V_{OH1}	without load	$V_{GG}-0.15$			V	5
	V_{OL1}	load = $15\mu A$			0.15		
Output Voltage 2	V_{OA}	without load	2.80	95		V	6
	V_{OB}	without load	1.30	50	1.70		
	V_{OC}	without load		3	0.20		
Display Frequency	F_d	$V_{GG} = 1.3V$ while display is on	50	5		Hz	6
Dissipation	I_{OFF}	Display off			0.1	μA	7
	I_{DIS}	$V_{GG} = 1.3V$ while display is on		5	3.5		8

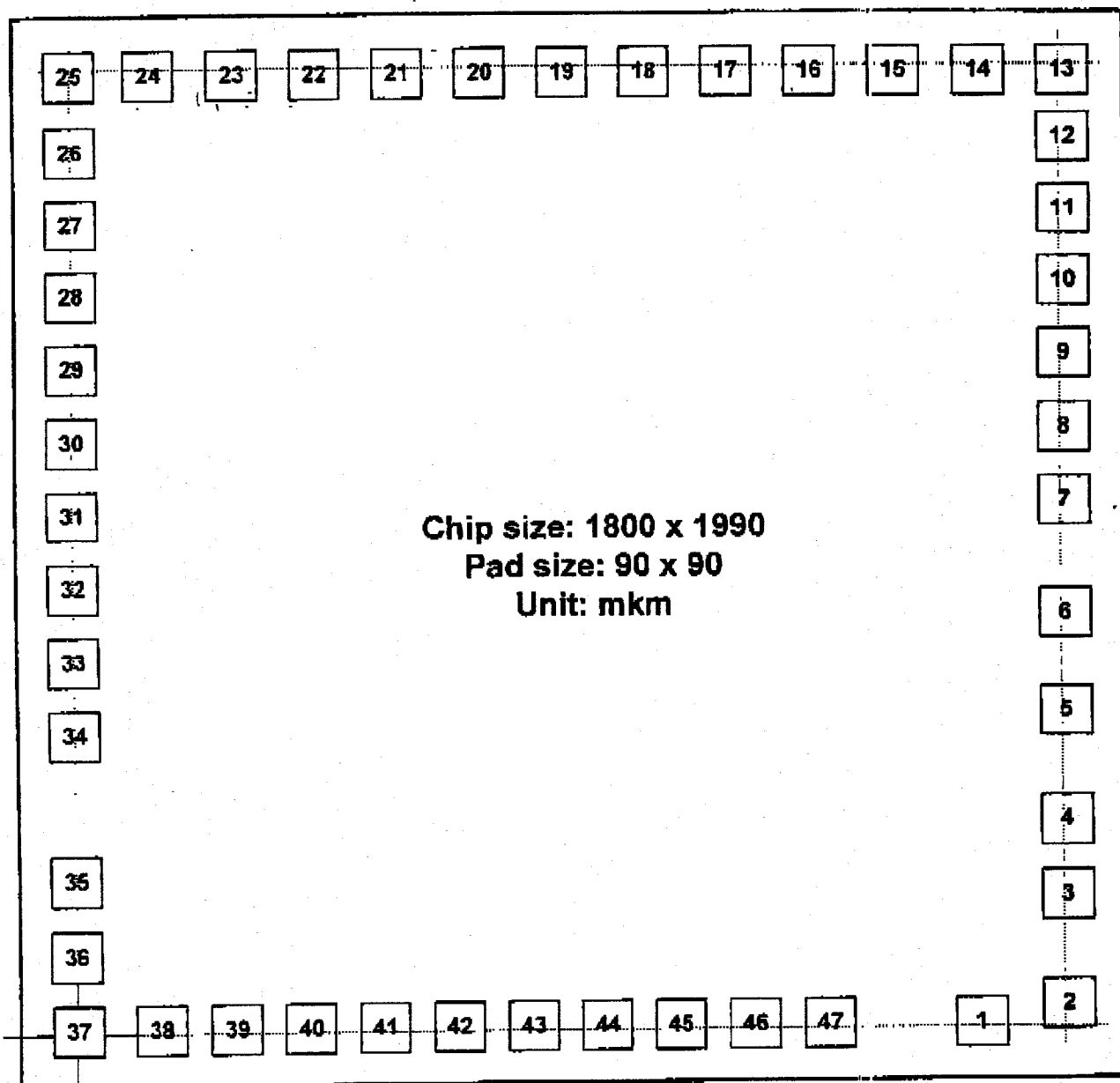
NOTE:

1. Applies to Pins K2-K6 and S2.
2. Applies to Pin S1.
3. Applies to Pins K2-K6.
4. Applies to Pin S2.
5. Applies to P1, P2, A2-A5.
6. Applies to H1-H3, a1-a8, b1-b8, c1-c8.
7. Measured by the next test circuit while "0" is being displayed after auto-clear operation and while key is not being depressed.
8. Measured by the next circuit while operation is being made by ON/C key and while key is being depressed.

PAD DESCRIPTION

Pad N°	Signal	I/O	Description	Pad N°	Signal	I/O	Description
1	FODIS	I	F _{osc} Disable	25	b3	O	Display Output
2	EXTNL	I	External Clock	26	a3	O	Display Output
3	VB	O	Capacitor terminal for Voltage set-up	27	c2	O	Display Output
4	VA	O	Capacitor terminal for Voltage set-up	28	b2		Display Output
5	VC	O	Capacitor terminal for Voltage set-up	29	a2	O	Display Output
6	GND		Ground	30	c1	O	Display Output
7	H3	O	Display Output	31	b1	O	Display Output
8	H2	O	Display Output	32	a1	O	Display Output
9	c8	O	Display Output	33	H1	O	Display Output
10	b8	O	Display Output	34	V _{GG}	I	Power Supply
11	a8	O	Display Output	35	V _{OP}	I	Option Pin
12	c7	O	Display Output	36	V _{SB}	I	Solar Battery
13	b7	O	Display Output	37	K4	I	Key Input
14	a7	O	Display Output	38	K6	I	Key Input
15	c6	O	Display Output	39	K5	I	Key Input
16	b6	O	Display Output	40	P1	O	Strobe output
17	a6	O	Display Output	41	P2	O	Strobe output
18	c5	O	Display Output	42	A5	O	Strobe output
19	b5	O	Display Output	43	A4	O	Strobe output
20	a5	O	Display Output	44	A3	O	Strobe output
21	c4	O	Display Output	45	A2	O	Strobe output
22	b4	O	Display Output	46	K2	I	Key Input
23	a4	O	Display Output	47	K3	I	Key Input
24	c3	O	Display Output				

PAD DIAGRAM

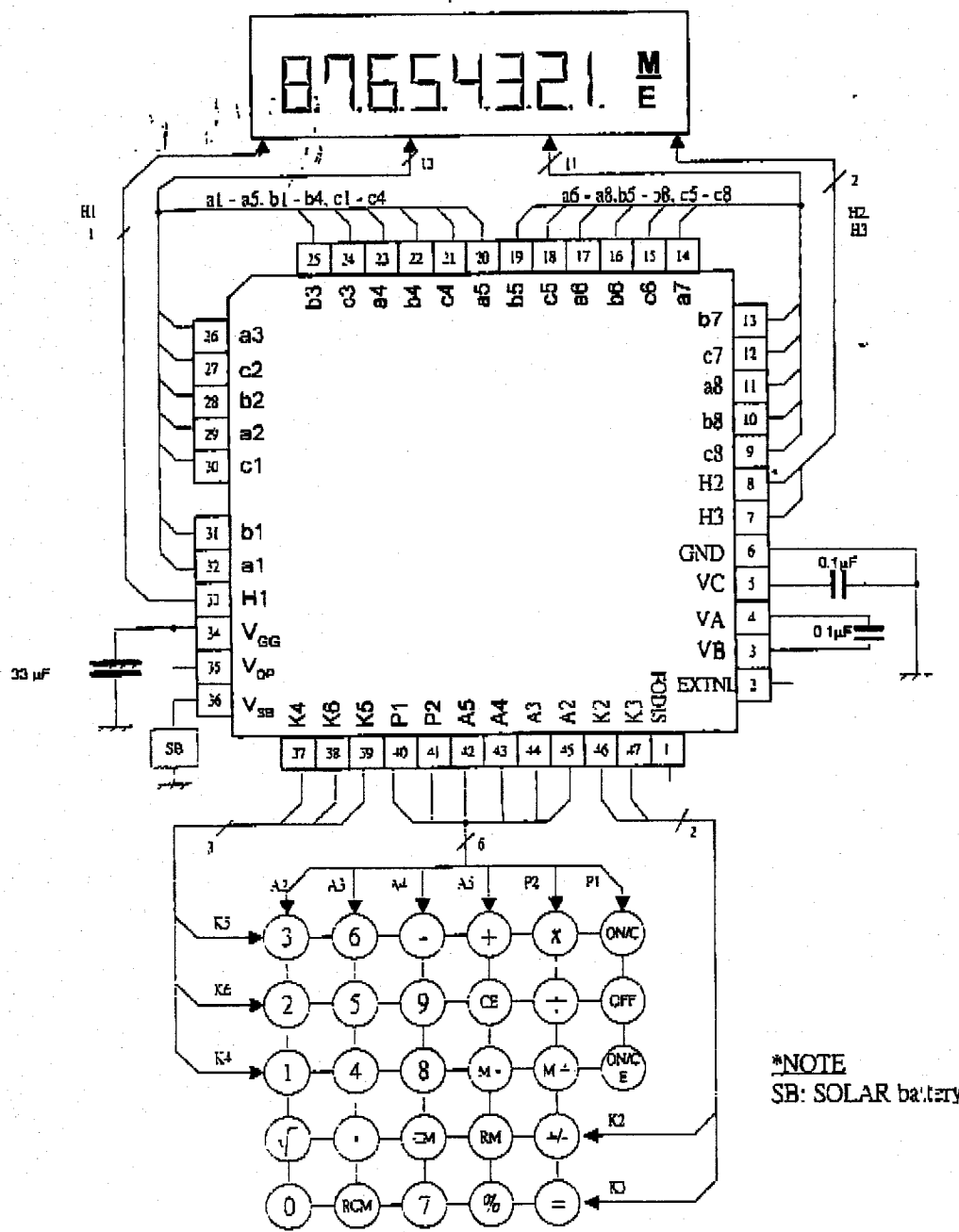


X,Y (0;0)

PAD LOCATION

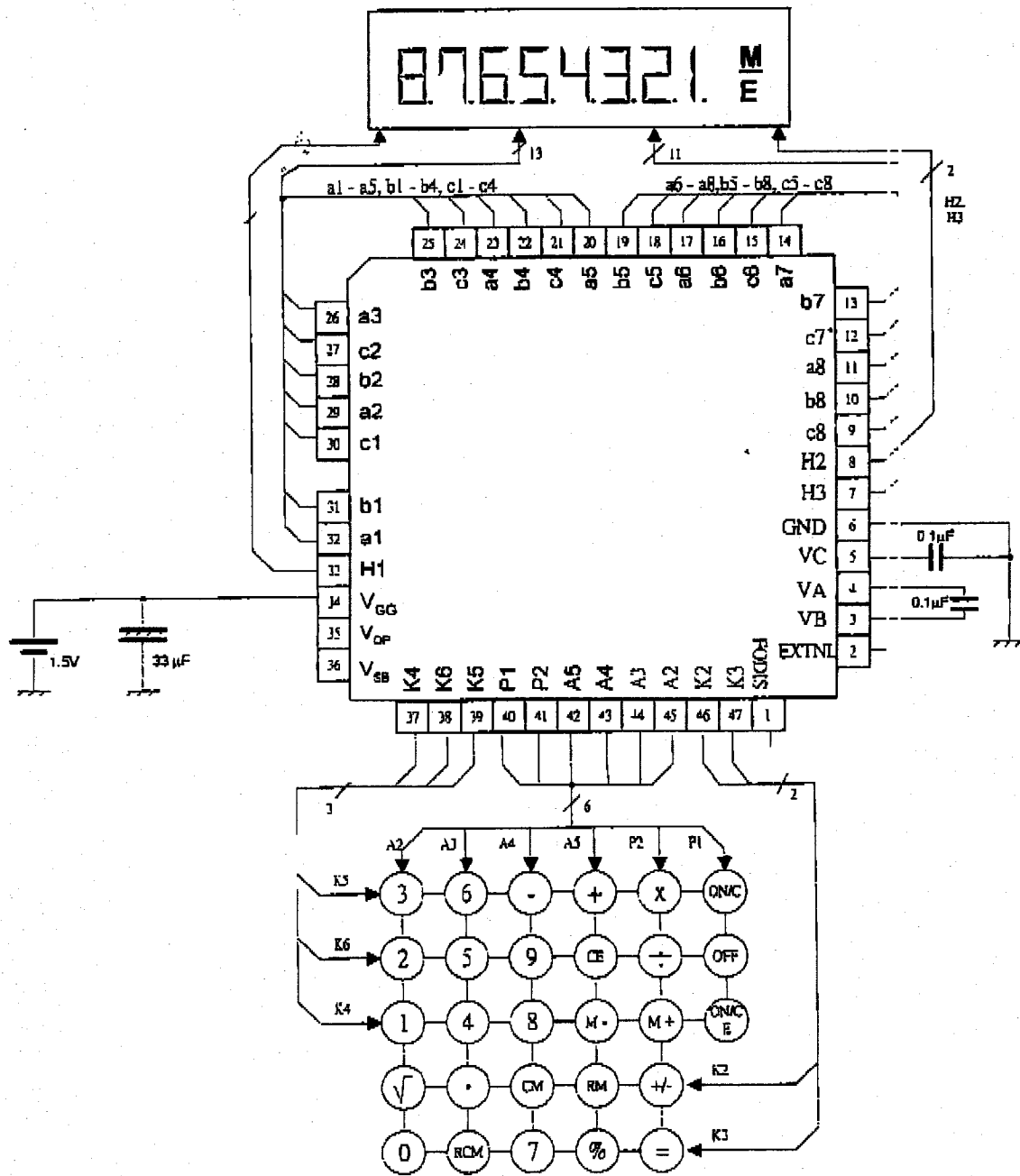
Pad number	Pad name	X	Y	Pad number	Pad name	X	Y
1	FODIS	1417	0	25	b3	0	1738
2	EXTNL	1548	25	26	a3	0	1606
3	VB	1548	181	27	c2	0	1474
4	VA	1548	337	28	b2	0	1341
5	VC	1548	584	29	a2	0	1209
6	GND	1548	763	30	c1	0	1077
7	H3	1548	946	31	b1	0	945
8	H2	1548	1078	32	a1	0	812
9	c8	1548	1210	33	H1	0	680
10	b8	1548	1342	34	V _{CC}	0	548
11	a8	1548	1474	35	VOP	0	265
12	c7	1548	1606	36	VSB	0	132
13	b7	1548	1738	37	K4	0	0
14	a7	1420	1738	38	K6	129	0
15	c6	1292	1738	39	K5	258	0
16	b6	1164	1738	40	P1	335	0
17	a6	1036	1738	41	P2	515	0
18	c5	908	1738	42	A5	644	0
19	b5	780	1738	43	A4	773	0
20	a5	652	1738	44	A3	902	0
21	c4	524	1738	45	A2	1030	0
22	b4	396	1738	46	K2	1159	0
23	a4	265	1738	47	K3	1288	0
24	c3	131	1738				

APPLICATION CIRCUIT (for use with a solar battery)

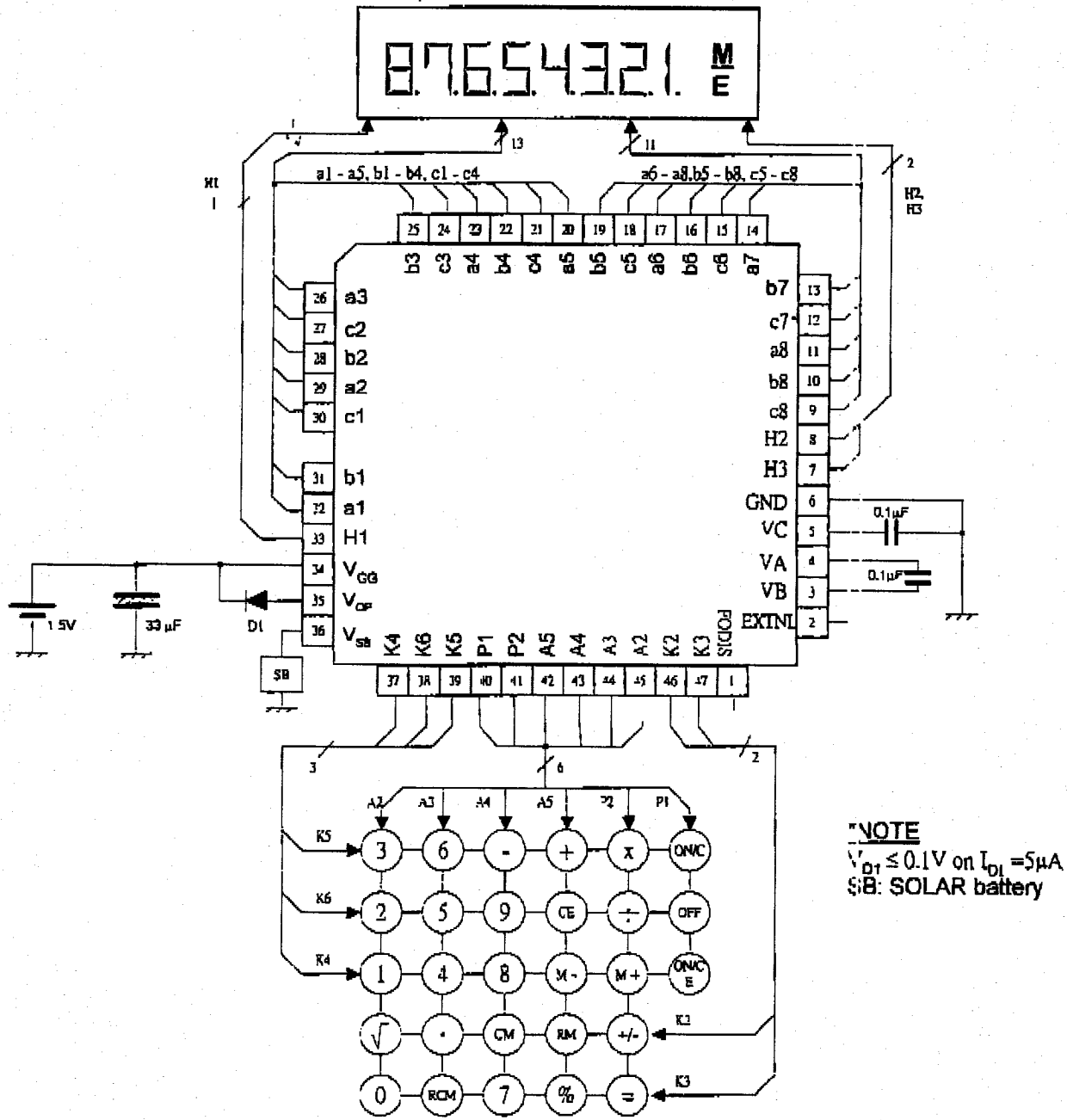


*NOTE
SB: SOLAR battery

APPLICATION CIRCUIT (for use with a cell)



APPLICATION CIRCUIT (for use with a double power)



欢迎索取免费详细资料、设计选型指南和光盘、样品；产品繁多未能尽录，欢迎来电查询。

[中国传感器科技信息网：HTTP://WWW.SENSOR-IC.COM/](http://WWW.SENSOR-IC.COM/)

[工控安防网：HTTP://WWW.PC-PS.NET/](http://WWW.PC-PS.NET/)

[消费电子专用电路网：HTTP://WWW.SUNSTARE.COM/](http://WWW.SUNSTARE.COM/)

E-MAIL：xjr5@163.com szss20@163.com

MSN：suns8888@hotmail.com

QQ：195847376

地址：深圳市福田区福华路福庆街鸿图大厦 1602 室

电话：0755-83376549 83376489 83387030 83387016

传真：0755-83376182 83338339 邮编：518033 手机：(0)13902971329

深圳展销部：深圳华强北路赛格电子市场 2583 号 TEL/FAX：
0755-83665529 25059422

北京分公司：北京海淀区知春路 132 号中发电子大厦 3097 号

TEL：010-81159046 82615020 13501189838 FAX：010-82613476

上海分公司：上海市北京东路 668 号上海赛格电子市场 2B35 号

TEL：021-28311762 56703037 13701955389 FAX：021-56703037

西安分公司：西安高新开发区 20 所(中国电子科技集团导航技术研究所)
西安劳动南路 88 号电子商城二楼 D23 号

TEL：029-81022619 13072977981 FAX:029-88789382

成都：TEL:(0)13717066236

技术支持：0755-83394033 13501568376