

UV - Photodetector with integrated amplifier

JIC 137
JIC 138
JIC 139



- characteristics :**
- ◆ spectral range 210 ... 390 nm
 - ◆ active area 0,22 mm²
 - ◆ responsivity, decadic staggering 1,2/12/120 mV/nW
 - ◆ extra sensor pin for external adjustment of gain and bandwidth
 - ◆ single supply voltage
 - ◆ sensor assembly isolated to ground
 - ◆ hermetically welded TO5-metal/glass package
 - ◆ components are in conformity with RoHS and WEEE

- applications :**
- ◆ selective UV-measurement
 - ◆ control of sterilization lamps
 - ◆ flamedetection and flamecontrol
 - ◆ control of irradiancy in varnish and adhesive hardening

absolute maximum ratings:

operating voltage	+5,5	V
operating temperature range	-25 °C ... +85	°C
storage temperature range	-40 °C ... +100	°C
soldering temperature (5s)	300	°C

technical data :

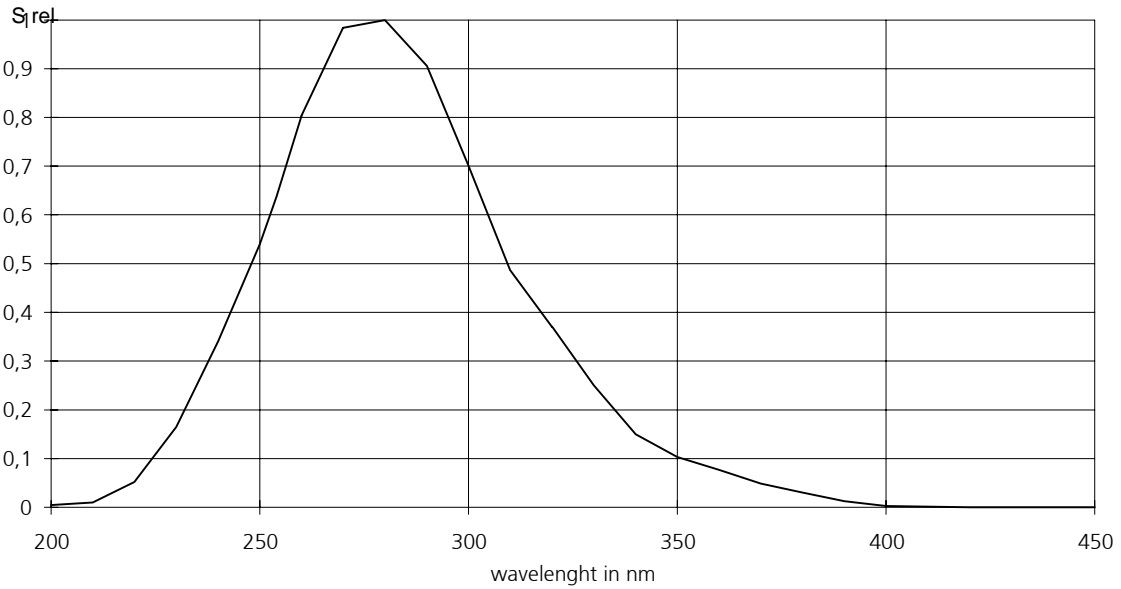
common test conditions, as not otherwise specified: $T_A = 25\text{ °C}$, $V_S = +5\text{ V}$
typ. values, maximum values in brackets

parameters	test condition	JIC 137	JIC 138	JIC 139	unit
feed back resistor		10	100	1.000	MΩ
dark offset voltage	$E = 0\text{ lx}$	± 1	± 2	± 3	mV
noise voltage	$B = 10\text{ kHz}$	0,5	1	2	mV _{rms}
max. of spectral responsivity	$\lambda = 280\text{ nm}$	1,2	12	120	mV/nW
risetime		30	150	600	μs
bandwidth	- 3 dB	10	2	0,5	kHz
saturation voltage	$R_L = 2\text{ k}\Omega$	+ 4,95 (+ 4,8)			V
shortcurrent		± 50			mA
operation voltage		+ 2,7...+ 5			V
current consumption		750 (1100)			μA

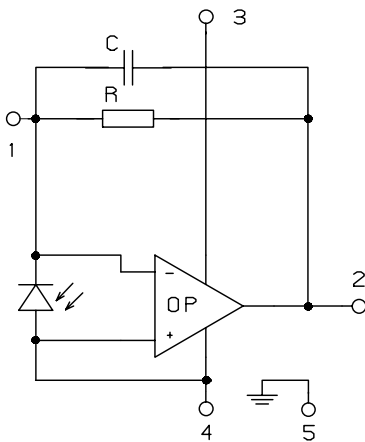
rev. 2 (03/2009)

JIC 137, 138, 139

relative spectral responsivity

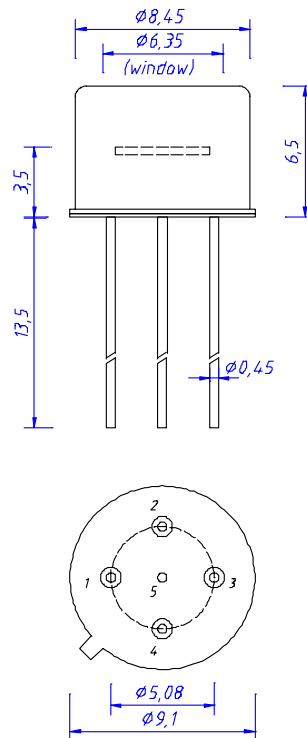


pin configuration



- 1 R_f
- 2 Out
- 3 V_s
- 4 GND
- 5 Case

package dimensions



application hints:

- If an external resistor for reduction of gain is used, please make sure that length of connectors is as short as possible to reduce noise and capacitive interference.
- If internally adjusted gain is used only, please cut pin „1“.