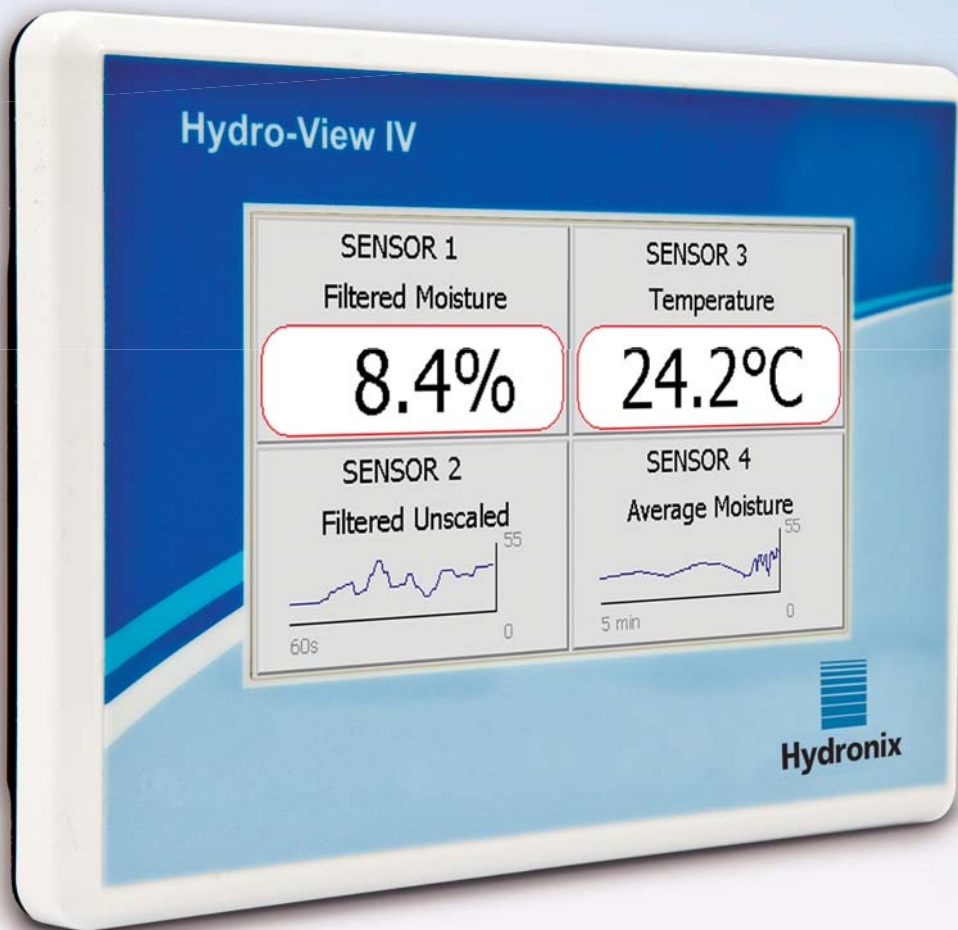




Multi-Function Touch Screen Display
for Hydronix Sensors

Hydro-View IV



THE ORIGINAL – THE LEADERS – THE BEST

Hydro-View IV

Intuitive display for configuration and calibration of Hydronix Sensors

The Hydro-View allows the configuration, calibration and measurement display of up to 16 sensors. Its main display page supports 1, 2 or 4 screen areas, each of which is configurable to display a trend graph or numeric display of measurements from any connected sensor.

The Hydro-View stores multiple material calibrations for each sensor, allowing rapid re-calibration if the material being measured is changed. The intuitive multi-point calibration feature enables the sensor to be easily and precisely calibrated.

The Hydro-View may be integrated as part of a new control system or as an upgrade to an existing system to provide the user with the benefits of multi-point material calibration.

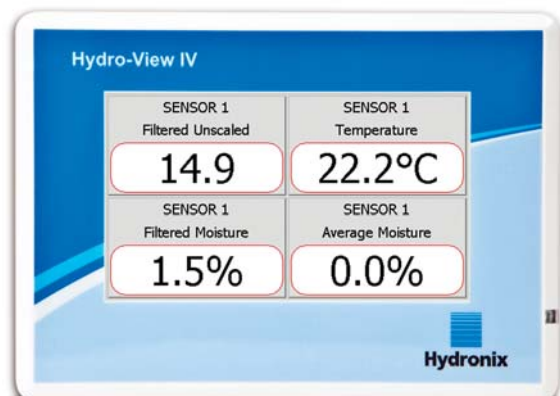


Features

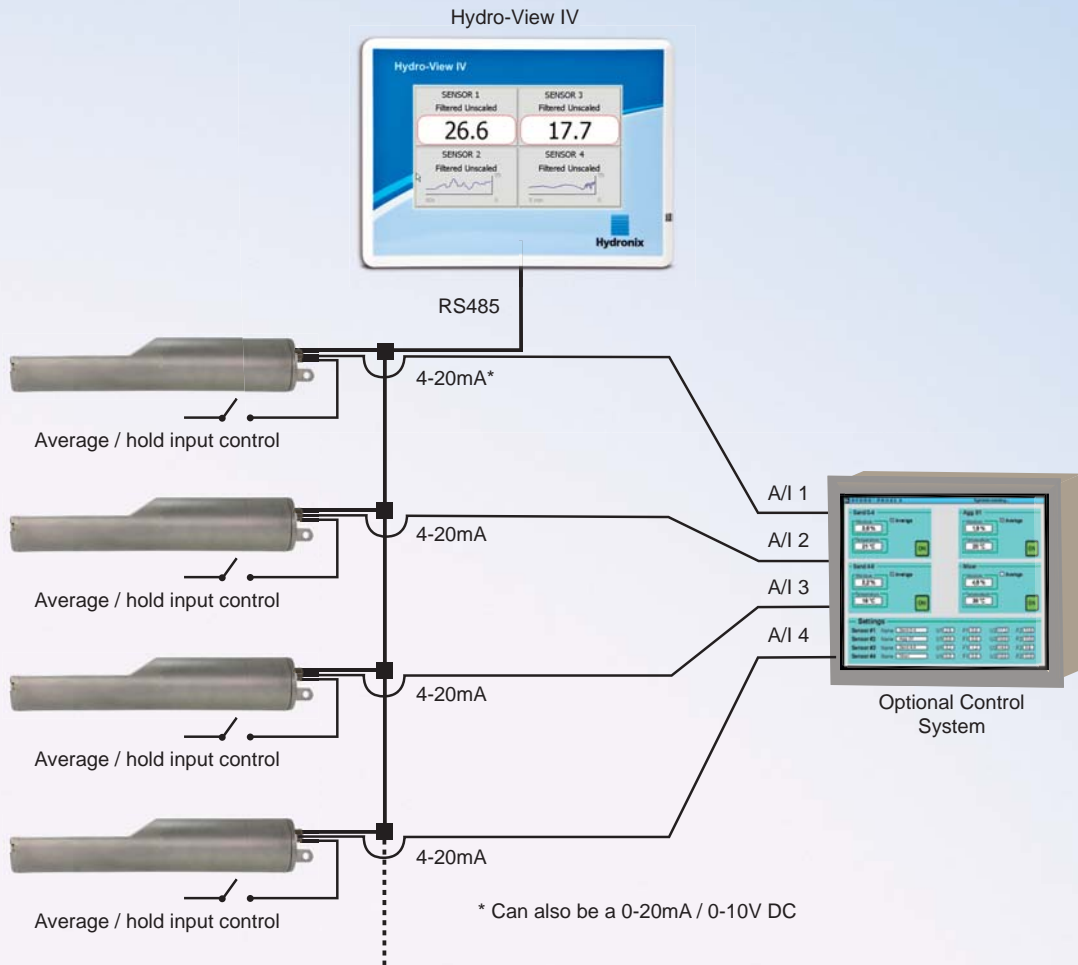
- Intuitive 4.3" LCD colour display touch screen.
- Displays measurements for up to 4 sensors.
- Configurable measurement display for each sensor.
- Trend graph or numeric display.
- Communicates with up to 16 sensors.
- Simple material calibration using multiple points for high accuracy.
- Database stores multiple material calibrations.
- Configuration of all sensor parameters.
- Logging of sensor data.
- USB backup and restore.
- Easy to install into new or existing systems.



Multiple Parameters



Typical Installation and Connectivity

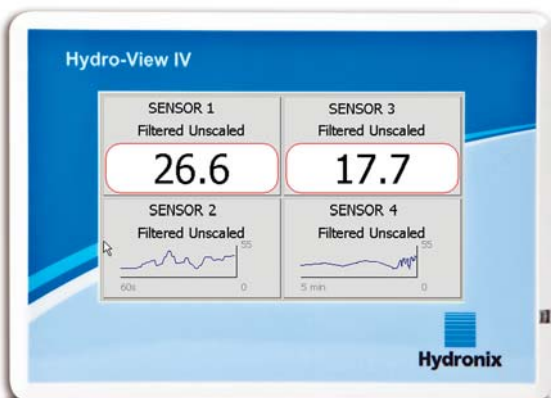


Multi-Point Calibration

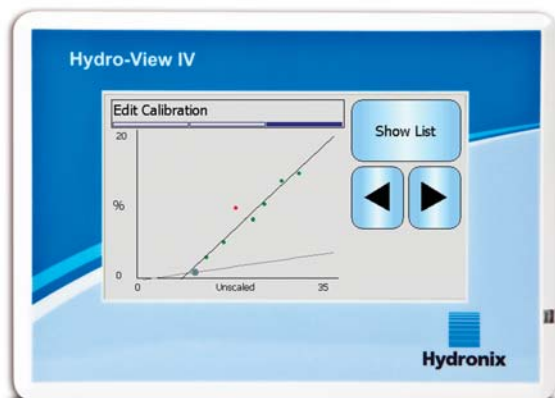
Hydronix digital microwave sensors are more accurate than the sampling process typically used for material calibration. Taking multiple samples allows any errors in the material sampling and the laboratory test processes to be mitigated providing a highly accurate calibration line.

The Hydro-View provides a simple interface to correlate sensor readings with laboratory test results from multiple material samples. Its logical process assists the user by storing the average sensor reading while samples are being taken, making it simple to match them to the laboratory test results. This provides a precise calibration of the sensor to the material being measured. Optional "Calibration Rules" validate the data as a calibration is created.

Multiple Sensors



Multi-Point Calibration



Technical Information

Construction

Body: Plastic

Touch Screen: 4.3" Widescreen LCD colour display

Computer Operating System

Windows CE

Fixing

The unit can be installed in an operator panel or in the Hydronix Enclosure. If installing in an operator panel a cutout of 125mm wide x 92mm high is required. The maximum panel thickness is 3mm.

Power Supply

24V DC 0.3A (7W) for Hydro-View IV only.

Power for sensors must be provided separately.

Communications

RS485 communication with up to sixteen sensors.

Sensor Connection

Hydronix sensors can be connected to the Hydro-View by one twisted pair (2 cores total) screened (shielded) cable with 22 AWG, 0.35mm² conductors suitable for up to 100m.

Calibrations

Up to 10 multi-point calibrations per sensor (160 total), with maximum of 20 points each.

Ingress Protection

IP65 Front panel (when correctly installed in an operator panel or cabinet).

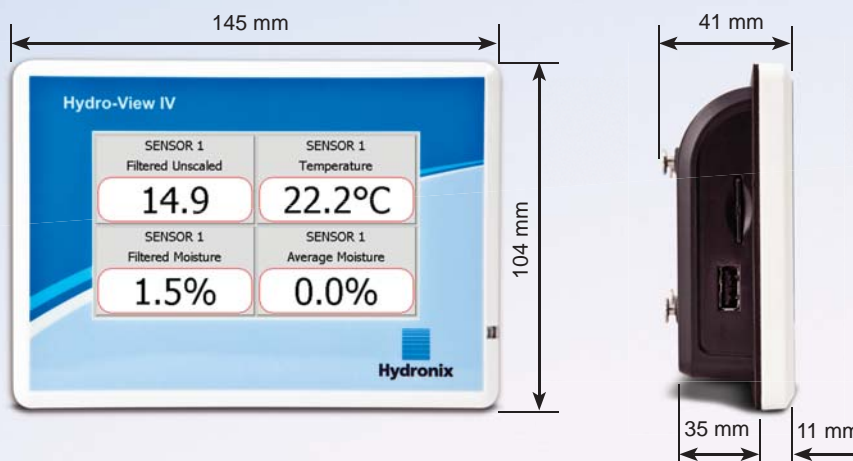
USB Connection

Connection for USB memory stick enables system and sensor backup and restore.

Operating Temperature

0 – 50 degrees C.

Enclosure (Optional)



Hydronix

Head Office - United Kingdom:

Tel: +44 (0)1483 468900

Fax: +44 (0)1483 468919

Email: enquiries@hydronix.com

Central Europe & Southern Africa:

Tel: + 49 2563 4858

France:

Tel: + 33 (0) 652 04 89 04

America, Spain & Portugal:

Tel: 888-887-4884 (toll free)

or +1 231-439-5000

Part Number	Description
HV04	Hydro-View IV (includes Mounting Bracket)
0116	Power Supply - 30 Watt for up to 4 sensors
0175	USB Panel Mount Socket
2010	Hydro-View Wall Mounted Enclosure
HV4EW	4 Year extended warranty option

www.hydronix.com