

MEH-30T series

[Square Wave/Incremental]

- External $\phi 44$
- 18mm-high thin incremental encoder (hollow axle)

NEW

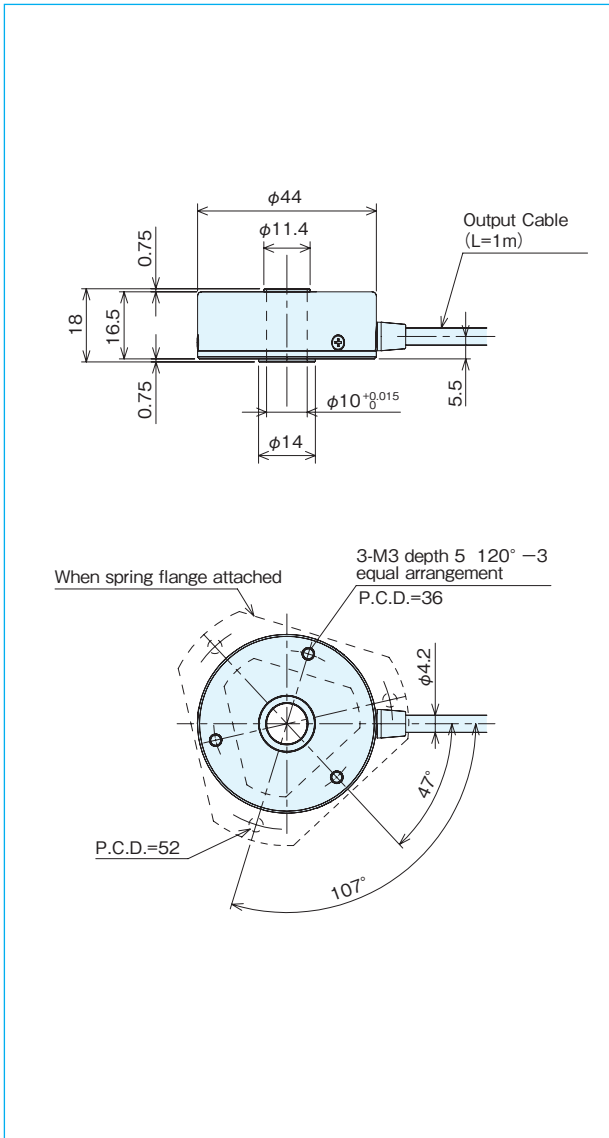


Specifications

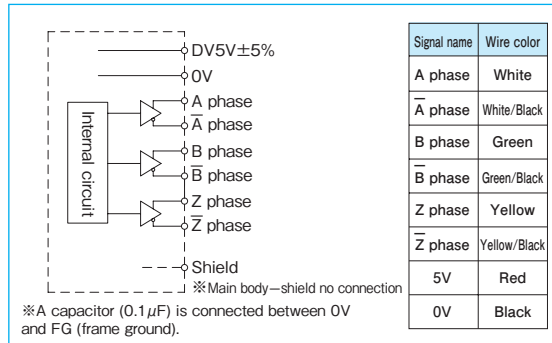
Type name	MEH-30T- 10000 PST 20 E
Item	<div style="display: flex; justify-content: space-around; align-items: center;"> <div style="text-align: center;"> Pulse number </div> <div style="text-align: center;"> By multiplication ($\times 2, 4, 5, 8, 10, 16, 20$) </div> </div>
Detection system	Incremental
Output phase	A, \bar{A} , B, \bar{B} , Z, \bar{Z} phase
Output form	Square, Line driver output
Output pulse number (P/R) ※	20000 (10000 $\times 2$), 40000 (10000 $\times 4$), 50000 (10000 $\times 5$), 80000 (10000 $\times 8$), 100000 (10000 $\times 10$), 160000 (10000 $\times 16$), 200000 (10000 $\times 20$)
Output	Phase difference between neighboring A/B phases: $T/4 \pm T/8$ Waveform ratio of 1T: $T \pm 0.3t$ Z phase width: $T \pm T/2$ (Synchronized with 1T of B phase)
Supply voltage	DC5V $\pm 5\%$
Current consumption	100mA or less
Maximum response frequency	50kHz \times division ratio (2, 4, 5, 8, 10, 16, 20)
Output capacity	Output current (I_o): ± 20 mAmax. Output voltage Vol: 0.5Vmax. VoH: 2.5Vmin.
Maximum allowable revolutions	6000rpm
Working ambient temperature/ humidity	$-10^{\circ}\text{C} \sim +70^{\circ}\text{C}$ RH35% \sim 90% no dewing
Storing ambient temperature	$-20 \sim +80^{\circ}\text{C}$
Vibration resistance	Durability 55Hz, double amplitude 1.5mm 2 hours each in X, Y, and Z directions
Impact resistance	Durability 500m/s ² (about 50G) 3 times each in X, Y, and Z directions
Cable	Outside diameter $\phi 4.2$ 8-core vinyl wire Insulated shield cable (length 1m)
Mass	140g (excluding cable)

※ Output pulse numbers other than 10000P/R are scheduled to be added in the near future.

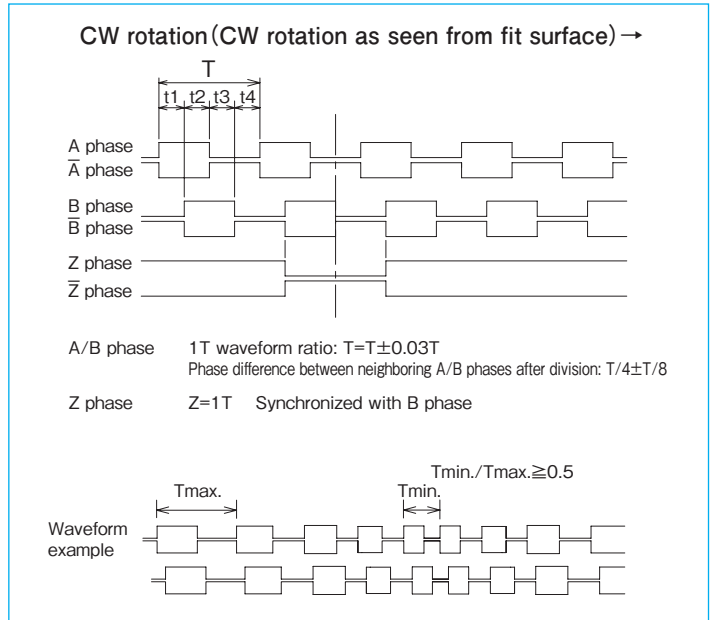
Outside dimensions



Output circuit diagram and connection diagram



Connection diagram



Spring flange MEH-30 (Option)

