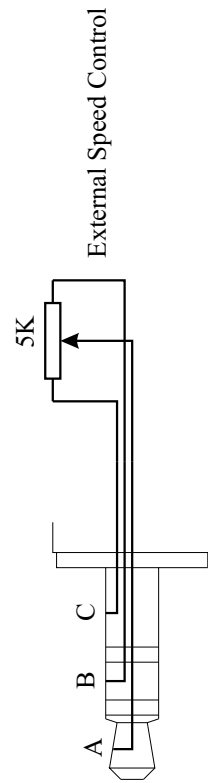
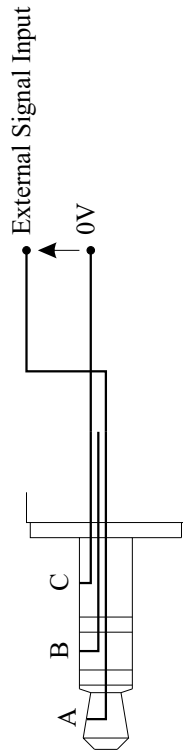
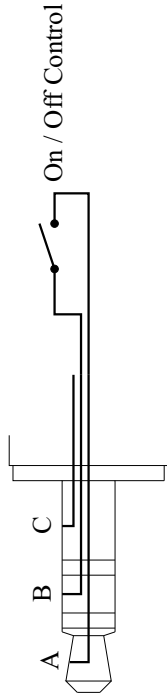


Connections

- External Control**
 A - Control In
 B - 3.3V
 C - 0V
- Reference Output**
 D - Reference Output A
 E - Reference Output B
 F - 0V
- Chopping Head**
 G - Motor Positive
 H - +5V
 I - Reference Input A
 J - 0V
 K - Motor Negative
 L - Reference Input B
- Power**
 M - 0V
 N - Supply Positive

ISSUE A : 25/3/98 - CB BATHE ISSUE B : 11/12/98 - CB BATHE ISSUE C : 13/9/01 - CB BATHE	DRAWING No.: 360-05 SHEET 1 OF 2	DRAWN BY: C B Bathe TITLE: 360C PCB Drawing	THIS DRAWING IS THE CONFIDENTIAL AND COPYRIGHT PROPERTY OF SCITEC INSTRUMENTS LTD. AND MUST NOT BE DISCLOSED, LOANED OR COPIED FOR MANUFACTURING, TENDERING OR FOR ANY OTHER PURPOSE WITHOUT THEIR WRITTEN PERMISSION
SCITEC INSTRUMENTS LTD			

Various Methods of External Speed Control



ISSUE A : 25/3/98 - CB BATHE
 ISSUE B : 11/12/98 - CB BATHE
 ISSUE C : 13/9/01 - CB BATHE

THIS DRAWING IS THE CONFIDENTIAL AND
 COPYRIGHT PROPERTY OF SCITEC INSTRUMENTS
 LTD. AND MUST NOT BE DISCLOSED, LOANED OR
 COPIED FOR MANUFACTURING, TENDERING OR
 FOR ANY OTHER PURPOSE WITHOUT THEIR
 WRITTEN PERMISSION

DRAWN BY: C B Bathe

DRAWING No.: 360-05

TITLE: 360C PCB Drawing

SHEET 2 OF 2

SCITEC INSTRUMENTS LTD