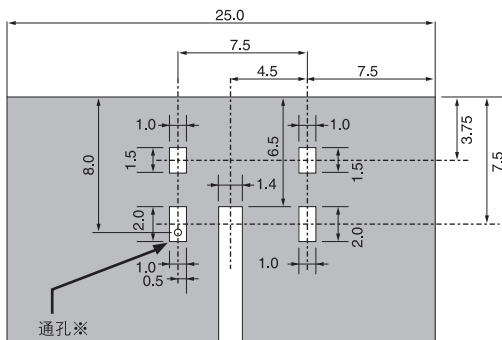


推荐焊盘布局

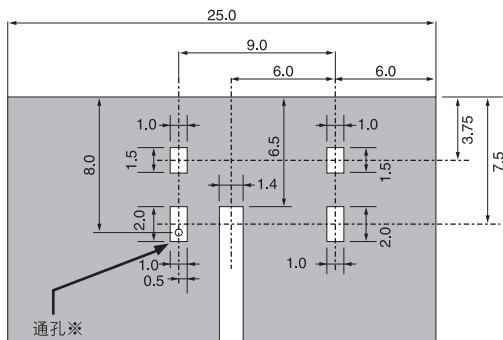
RECOMMENDED LAND PATTERN

推荐焊盘布局(参考) Recommended Land Pattern (Reference)

电极图形(主板表面): AHD1103-244ST01

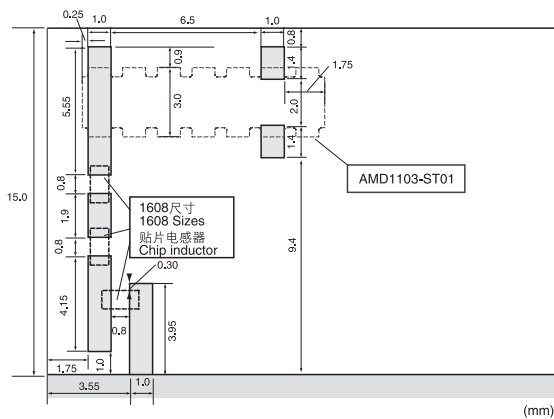


电极图形(主板表面): AHD1403-244ST01, AHD1403-191ST01



※通过通孔(ø0.4mm)将表面焊盘与背面GND连接。
 ※Connection to ground pattern via through hole (ø0.4mm) recommended.

电极图形(主板表面): AMD1103-ST01(430Hz调整)



底板全图

