


Datasheet

HSA-X-2-20

2 GHz High-Speed Amplifier

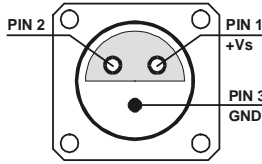
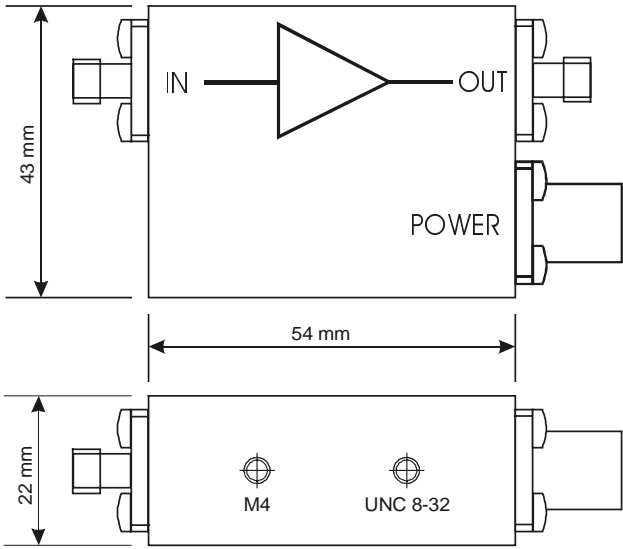


<p>Features</p>	<ul style="list-style-type: none"> • Bandwidth 10 kHz ... 2 GHz • Rise Time 180 ps • Gain 20 dB • Input VSWR 1 : 1.1 • Integrated Bias Circuit 																																													
<p>Applications</p>	<ul style="list-style-type: none"> • Preamplifier for ultra-fast Detectors (Microchannel-Plates, Photomultipliers, Avalanche-Photodiodes and PIN-Photodiodes) • Oscilloscope and Transient-Recorder Preamplifier • Time-Resolved Pulse and Transient Measurements 																																													
<p>Block Diagram</p>																																														
<p>Specifications</p>	<table border="0"> <tr> <td></td> <td><i>Test Conditions</i></td> <td><i>Vs = + 15 V, Ta = 25°C, System Impedance = 50 Ω</i></td> </tr> <tr> <td>Gain</td> <td>Gain</td> <td>20 dB</td> </tr> <tr> <td></td> <td>Gain Accuracy</td> <td>± 1 dB</td> </tr> <tr> <td></td> <td>Gain Flatness (overall)</td> <td>± 0.2 dB</td> </tr> <tr> <td>Frequency Response</td> <td>Lower Cut-Off Frequency</td> <td>10 kHz</td> </tr> <tr> <td></td> <td>Upper Cut-Off Frequency</td> <td>2 GHz</td> </tr> <tr> <td>Time Response</td> <td>Rise / Fall Time (10% - 90%)</td> <td>180 ps</td> </tr> <tr> <td>Input</td> <td>DC Input Impedance</td> <td>50 Ω</td> </tr> <tr> <td></td> <td>RF Input Impedance</td> <td>50 Ω</td> </tr> <tr> <td></td> <td>50 Ω Noise Figure</td> <td>4.9 dB (@ f < 1 GHz)</td> </tr> <tr> <td></td> <td>Equivalent Input Voltage Noise</td> <td>650 pV/√Hz (@ f < 1 GHz)</td> </tr> <tr> <td></td> <td>Input VSWR</td> <td>1 : 1.1 (@ f < 1 GHz)</td> </tr> <tr> <td></td> <td>Maximum Input VSWR</td> <td>1 : 1.2 (@ f < 3 GHz)</td> </tr> <tr> <td>Output</td> <td>Output Impedance</td> <td>50 Ω</td> </tr> <tr> <td></td> <td>Output Peak-Peak Voltage</td> <td>1.9 Vpp (@ f < 500 MHz, for linear Amplification)</td> </tr> </table>		<i>Test Conditions</i>	<i>Vs = + 15 V, Ta = 25°C, System Impedance = 50 Ω</i>	Gain	Gain	20 dB		Gain Accuracy	± 1 dB		Gain Flatness (overall)	± 0.2 dB	Frequency Response	Lower Cut-Off Frequency	10 kHz		Upper Cut-Off Frequency	2 GHz	Time Response	Rise / Fall Time (10% - 90%)	180 ps	Input	DC Input Impedance	50 Ω		RF Input Impedance	50 Ω		50 Ω Noise Figure	4.9 dB (@ f < 1 GHz)		Equivalent Input Voltage Noise	650 pV/√Hz (@ f < 1 GHz)		Input VSWR	1 : 1.1 (@ f < 1 GHz)		Maximum Input VSWR	1 : 1.2 (@ f < 3 GHz)	Output	Output Impedance	50 Ω		Output Peak-Peak Voltage	1.9 Vpp (@ f < 500 MHz, for linear Amplification)
	<i>Test Conditions</i>	<i>Vs = + 15 V, Ta = 25°C, System Impedance = 50 Ω</i>																																												
Gain	Gain	20 dB																																												
	Gain Accuracy	± 1 dB																																												
	Gain Flatness (overall)	± 0.2 dB																																												
Frequency Response	Lower Cut-Off Frequency	10 kHz																																												
	Upper Cut-Off Frequency	2 GHz																																												
Time Response	Rise / Fall Time (10% - 90%)	180 ps																																												
Input	DC Input Impedance	50 Ω																																												
	RF Input Impedance	50 Ω																																												
	50 Ω Noise Figure	4.9 dB (@ f < 1 GHz)																																												
	Equivalent Input Voltage Noise	650 pV/√Hz (@ f < 1 GHz)																																												
	Input VSWR	1 : 1.1 (@ f < 1 GHz)																																												
	Maximum Input VSWR	1 : 1.2 (@ f < 3 GHz)																																												
Output	Output Impedance	50 Ω																																												
	Output Peak-Peak Voltage	1.9 Vpp (@ f < 500 MHz, for linear Amplification)																																												

Datasheet

HSA-X-2-20

2 GHz High-Speed Amplifier

Power Supply	Supply Voltage Supply Current	+ 15 V + 85 mA
Case	Weight Material	100 gr. (0.23 lbs) AlMg4.5Mn, nickel-plated
Temperature Range	Storage Temperature Operating Ambient Temperature Operating Case Temperature	- 40 ... + 100 °C 0 ... + 60 °C 35 °C
Absolute Maximum Ratings	Power Supply Voltage DC and LF Input Voltage RF Input Power	+ 20 V ± 4 V + 13 dBm
Connectors	Input Output Power Supply	SMA SMA LEMO Series 1S, 3-pin fixed Socket Pin 1: + 15 V Pin 2: n.c. Pin 3: GND
		
Dimensions	 <p style="text-align: right;">DZ01-0601-10</p>	

FEMTO Messtechnik GmbH
 Paul-Lincke-Ufer 34
 D-10999 Berlin · Germany
 Tel.: +49 (0)30 – 4 46 93 86
 Fax: +49 (0)30 – 4 46 93 88
 e-mail: info@femto.de
<http://www.femto.de>

Specifications are subject to change without notice. Information furnished herein is believed to be accurate and reliable. However, no responsibility is assumed by FEMTO Messtechnik GmbH for its use, nor for any infringement of patents or other rights granted by implication or otherwise under any patent rights of FEMTO Messtechnik GmbH. Product names mentioned may also be trademarks used here for identification purposes only.
 © by FEMTO Messtechnik GmbH
 Printed in Germany

SOPHISTICATED TOOLS FOR SIGNAL RECOVERY

