

PCD/PCDF series

15 Amp Low Profile Power PC Board Relay

Appliances, HVAC, Office Machines

UL File No. E82292

CSA File No. LR48471

TUV File No. R9751117

Features

- Low profile (10mm), 15 Amp switching capacity.
- 1 Form A contact arrangement.
- Sensitive 200mW coil (250mW on 48VDC coil).
- Immersion cleanable, sealed version available.
- Quick connect terminals available (PCDF).

Contact Data @ 20°C

Arrangements: 1 Form A (SPST-NO).

Material: AgSnO.

Max. Switching Rate: 300 ops./min. (no load).
30 ops./min. (rated load).

Expected Mechanical Life: 10 million operations (no load).

Expected Electrical Life: 100,000 operations (rated load).

Minimum Load: 100mA @ 5VDC.

Initial Contact Resistance: 100 milliohms @ 1A, 6VDC.

Contact Ratings

Ratings: 15A @ 125VAC resistive (PCDF only, load must be carried through QC terminals to achieve this rating),
10A @ 250VAC resistive,
10A @ 24VDC resistive.

5A @ 125VAC inductive (cosφ= 0.4, L/R=7msec),
5A @ 24VDC inductive (cosφ= 0.4, L/R=7msec).

Max. Switched Voltage: AC: 250V.
DC: 24V.

Max. Switched Current: 15A.
Max. Switched Power: 1,800VA, 240W.

Initial Dielectric Strength

Between Open Contacts: 750VAC 50/60 Hz. (1 minute).

Between Coil and Contacts: 2,500VAC 50/60 Hz. (1 minute).

Surge Voltage Between Coil and Contacts: 5,000V (1.2 / 50μs).

Initial Insulation Resistance

Between Mutually Insulated Elements: 1,000M ohms min. @ 500VDCM.

Coil Data

Voltage: 3 to 48VDC.

Nominal Power: 200 mW except 48VDC coil (250mW).

Coil Temperature Rise: 20°C max., at rated coil voltage.

Max. Coil Power: 130% of nominal.

Duty Cycle: Continuous.

Coil Data @ 20°C

PCD & PCDF				
Rated Coil Voltage (VDC)	Nominal Current (mA)	Coil Resistance (ohms) ± 10%	Must Operate Voltage (VDC)	Must Release Voltage (VDC)
3	67.0	45	2.25	0.30
5	40.0	125	3.75	0.50
6	33.3	180	4.50	0.60
9	22.5	400	6.75	0.90
12	17.0	720	9.00	1.20
24	8.6	2,880	18.00	2.40
48	5.2	9,200	36.00	4.80

Operate Data

Must Operate Voltage: 75% of nominal voltage or less.

Must Release Voltage: 10% of nominal voltage or more.

Operate Time: 15 ms max.

Release Time: 8 ms max.

Environmental Data

Temperature Range:

Operating: -30°C to +70°C

Vibration, Mechanical: 10 to 55 Hz., 1.5mm double amplitude

Operational: 10 to 55 Hz., 1.5mm double amplitude.

Shock, Mechanical: 1,000m/s² (10G approximately).

Operational: 100m/s² (10G approximately).

Operating Humidity: 20 to 85% RH. (Non-condensing).

Mechanical Data

Termination: PCD: Printed circuit terminals.

PCDF: Printed circuit terminals and quick connect terminals.

Enclosure (94V-0 Flammability Ratings): Sealed plastic case.

Weight: PCD: 0.31 oz (9g) approximately.

PCDF: 0.35 oz (10g) approximately.

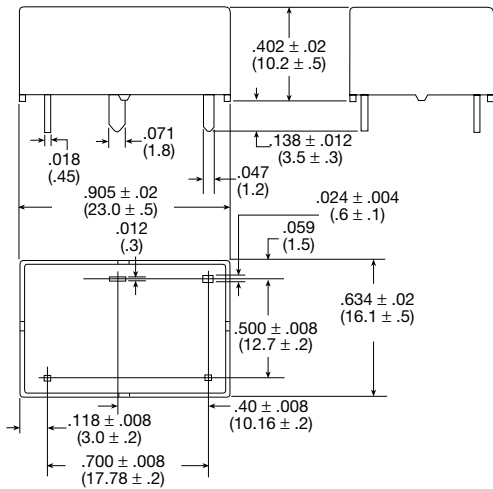
Ordering Information

Typical Part Number ▶	PCD	-1	24	D	1	M	H
<p>1. Basic Series: PCD = PC Board Terminals. PCDF = Quick Connect Terminals.</p> <p>2. Termination: 1 = 1 pole</p> <p>3. Coil Voltage: 03 = 3VDC 06 = 6VDC 12 = 12VDC 48 = 48VDC 05 = 5VDC 09 = 9VDC 24 = 24VDC</p> <p>4. Coil Input: D = Standard</p> <p>5. Contact Material: 1 = AgSnO</p> <p>6. Contact Arrangement: M = 1 Form A, SPST-NO</p> <p>7. Enclosure: Blank = Vented (Flux-tight)* plastic cover H = Sealed plastic case</p>							

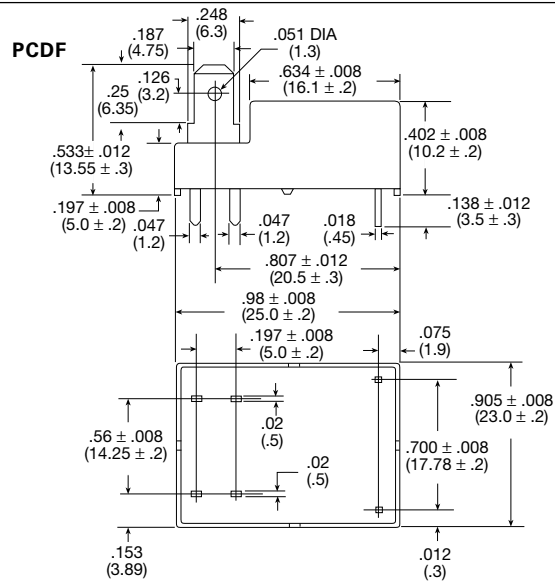
* Not suitable for immersion cleaning processes.

Outline Dimensions

PCD

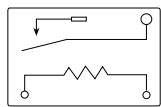


PCDF



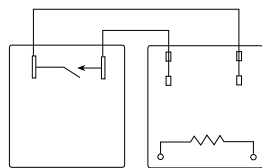
Wiring Diagrams

PCD



(Bottom View)

PCDF

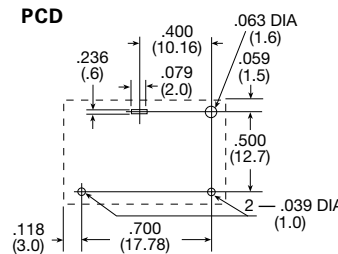


(Top View)

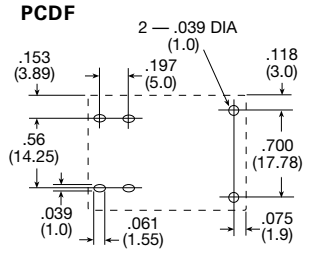
(Bottom View)

PC Board Layouts (Bottom View)

PCD

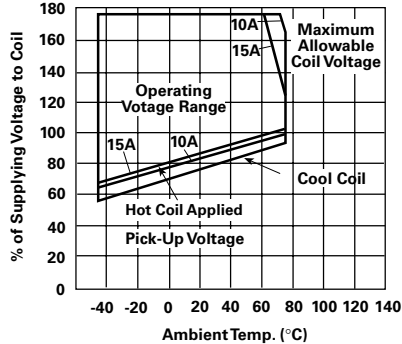


PCDF

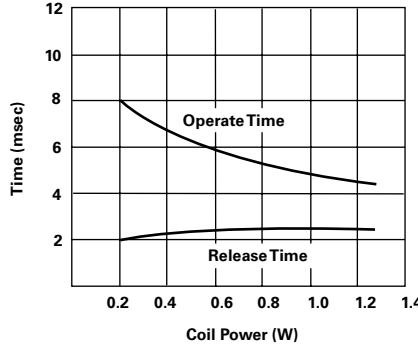


Reference Data

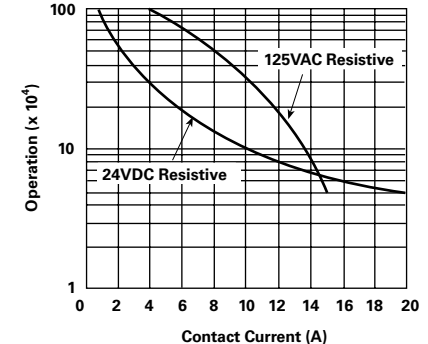
Coil Temperature Rise



Operate Time



Life Expectancy



Note: This data is based on the max. allowable temperature for E type insulation coil (115°C).