

# Miniature PCB Relay REL

1 pole 5 A



### Features

- 1 N/O contact
- Low height 12.0 mm
- Especially suited for applications white goods, consumer electronics, etc.

REL



Technical data of approved types on request

### Contact data

Configuration	1 N/O contact
Type of contact	single contact
Rated current	5 A
Rated voltage / max.breaking voltage AC	250 Vac / 440 Vac
Maximum breaking capacity AC	1250 VA
Make current (max. 4 s at duty cycle 10%)	15 A
Contact material	AgCdO

### Contact ratings

Type	Load	Operations	Standard
REL 30	5A, 250 Vac, resistiv	1x10 <sup>5</sup>	UL 508, VDE 0435
REL 30	1/4 hp, 240 Vac	3x10 <sup>4</sup>	UL 508
REL 30	1/8 hp, 120 Vac	3x10 <sup>4</sup>	UL 508
REL 30	2A, 250 Vac, cos phi 0.5	3x10 <sup>5</sup>	VDE 0435
REL 30	3A, 400 Vac, resistiv	4x10 <sup>5</sup>	VDE 0435
REL 30	2A, 400 Vac, cos phi 0.5	3x10 <sup>5</sup>	VDE 0435
REL 30	B300		UL 508
REL 30	5(2)A, 250 Vac	1x10 <sup>5</sup>	EN 61058-1

### Coil data

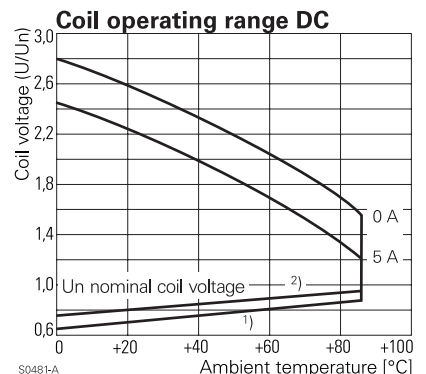
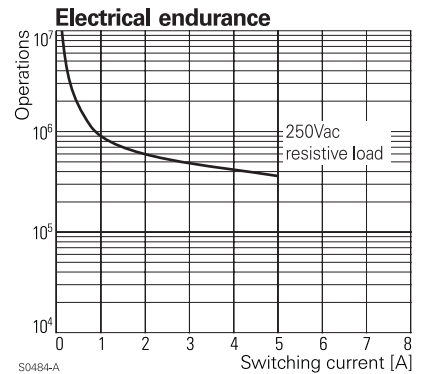
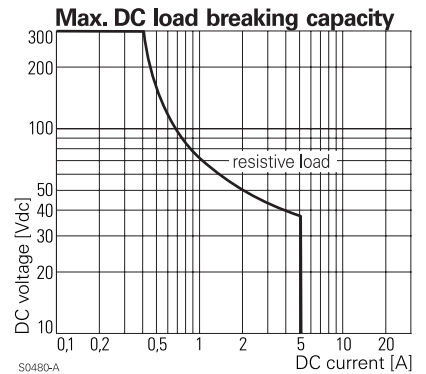
Nominal voltage	6...48 Vdc
Nominal coil power	360 mW
Operate category	2 / b

### Coil versions, DC-coil

Coil code	Nominal voltage Vdc	Pull-in voltage Vdc	Release voltage Vdc	Maximum voltage Vdc	Coil resistance Ω	Coil current mA
005	5	3.75	0.5	13.3	70±10%	72.0
006	6	4.5	0.6	13.4	100±10%	60.0
012	12	9.0	1.2	26.7	400±10%	30.0
024	24	18.0	2.4	53.5	1600±10%	15.0
036	36	27.0	3.6	80.3	3600±15%	10.0
048	48	36.0	4.8	107.0	6400±15%	7.5

All figures are given for coil without preenergization, at ambient temperature +20°C, single mounting

Other coil voltages on request



Edition: 08/2003

Rights to change data / design reserved

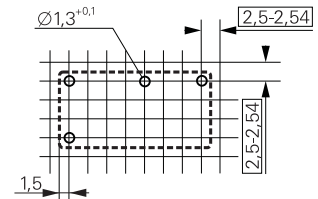
# Miniature PCB Relay REL

1 pole 5 A

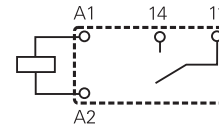
Insulation		
Dielectric strength	coil-contacts	3000 V <sub>rms</sub>
	open contact circuit	1000 V <sub>rms</sub>
Clearance / creepage		≥4 / 4 mm
Insulation to IEC 60664		
Voltage rating		250 V
Pollution degree		3
Overtoltage category		III
Tracking resistance of relay base		PTI 250

## PCB layout / terminal assignment

View on solder pins  
Dimensions in mm



S0176-BL

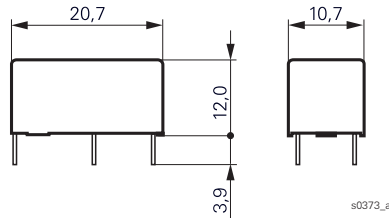


S0176-BJ

Other data		
Flammability class according to UL		V-0
Ambient temperature		-40...+85 °C
Mechanical life		>10x10 <sup>6</sup> operations
Max. switching rate at rated- / minimum load		6 min <sup>-1</sup> / 1200 min <sup>-1</sup>
Operate- / release time		typ. 5 / 1 ms
Bounce time		typ. 1 ms
Vibration resistance	open contact:	10 g
	closed contact:	20 g
Shock resistance (destruction)		100 g
Category of protection		RT II - flux proof
Relay weight		5 g
Packaging unit		25 / 500 pcs.

## Dimensions

Dimensions in mm



## Product key

Type

Contacts

**3** 1 N/O contact

Contact material

**0** AgCdO

Coil

Coil code: please refer to coil versions table



Product key	Version	Contacts	Contact material	Coil	Part number
REL30006	flux proof	1 N/O contact	AgCdO	6 Vdc	0-1393218-1
REL30012				12 Vdc	4-1393217-6
REL30024				24 Vdc	4-1393217-7
REL30048				48 Vdc	0-1393218-3