

**SPECIFICATION SHEET FOR HCI SENSOR TYPE HCI/M-20****PERFORMANCE CHARACTERISTICS**

Nominal Range	0 – 20 ppm
Maximum Overload	ND
Expected Operation Life	2 years in air
Output Signal	400 ± 150 nA/ppm
Resolution	0.2 ppm
Temperature Range	- 20 °C to 45 °C
Pressure Range	Atmospheric <sup>1)</sup>
Pressure Coefficient	No data
T <sub>90</sub> Response Time	< 60 sec
Relative Humidity Range	15 % to 90 % R.H. non-condensing
Typical Baseline Range (pure air, 20°C)	-0.5 to +0.5 ppm
Maximum Zero Shift (+20°C to +40°C)	ND
Expected Long Term Output Drift	< 2 % signal loss/month
Recommended Load Resistor	10 - 20 Ohm
Bias Voltage	Not allowed
Repeatability	< 2 % of signal
Output Linearity	Linear
Humidity Effect <sup>1)</sup>	< 0.7 ppm

<sup>1)</sup> Abrupt changes in rel. humidity causes a short term transient signal

**CROSS-SENSITIVITY DATA**

Interfering Gas	Concentration	Reading
CO	1000 ppm	0 ppm
H <sub>2</sub>	1%	0 ppm
Isopropanol	vapor	0 ppm
Ethylene	100 ppm	0 ppm
SO <sub>2</sub>	100 ppm	0 ppm
H <sub>2</sub> S	20 ppm	31 ppm
NO	25 ppm	0 ppm
NO <sub>2</sub>	20 ppm	0 ppm

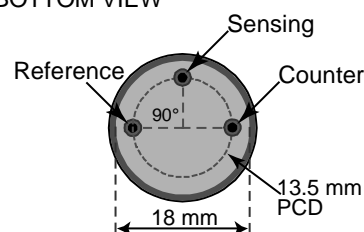
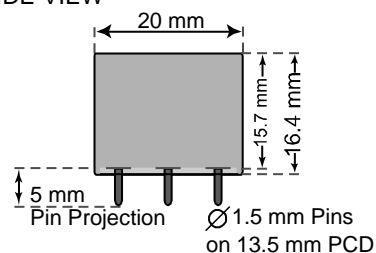
Performance data conditions:  
20 °C, 50% RH and 1013 mbar

**APPLICATIONS**

Safety and Environmental Control  
For Portable Gas Detectors

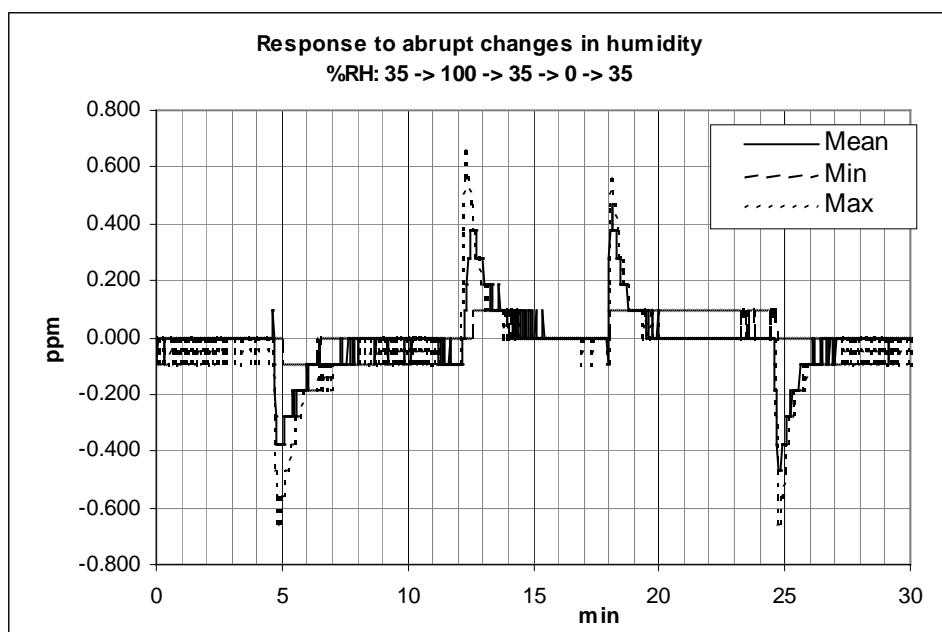
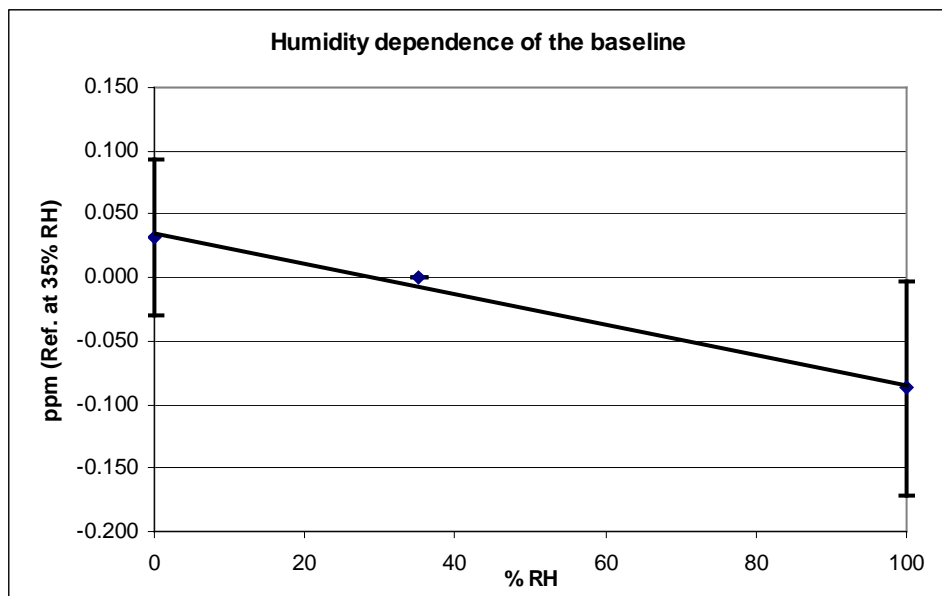
**PHYSICAL CHARACTERISTICS**

Weight	~ 5.4 g
Position Sensitivity	None
Storage Life	Six months in container
Recommended Storage Temperature	5 °C – 20 °C
Warranty Period	12 months from date of dispatch

**Miniature-Size Outline Dimensions****BOTTOM VIEW****SIDE VIEW**

**SPECIFICATION SHEET FOR HCI SENSOR TYPE HCI/M-20****HUMIDITY DEPENDENCE**

The baseline is virtually not depending on the relative humidity. But abrupt changes in humidity lead to a small short-term transient signal. Thereby a sudden increase in humidity leads to a negative peak.



The data contained in this document is for guidance only. Membrapor AG accepts no liability for any consequential losses, injury or damage resulting from the use of this document or the information contained within it. The data is given for guidance only. Customers should test under their own conditions, to ensure that the sensors are suitable for their own requirements.