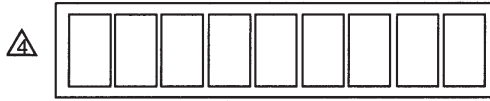
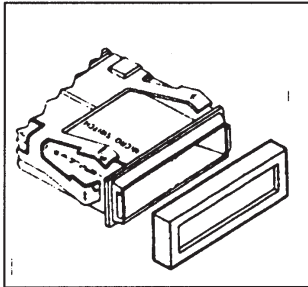


AML59 Legend Sheet

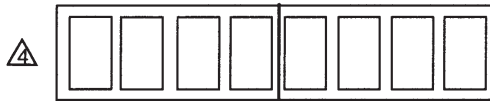
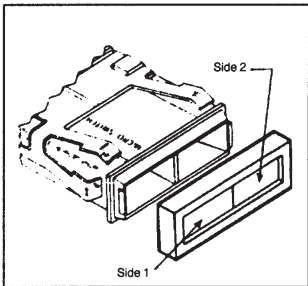
Account NO _____

Use this form to describe film legends to be used with AML59 Series Cover Assemblies



Style "R" (Full Screen)

Special Direction _____



Style "S" (Split Screen)

Special Direction _____

NOTES:

- Legends must be designed to properly assemble to housings, which are to be installed with the MICRO SWITCH logo "up".
- All legends will be centered unless special directions are given.
- Standard legends are 14 pt. helvetica, condensed - Bold. A thru Z and numerals 0 thru 9 are standard.
- Legend Type: - Type "20" **NEGATIVE** - Type "21" **POSITIVE**

Catalog Listing AML59 -		Quantity Ordered
P.O. No.	S. O. No	Line No
Schedule No.	Customer Part No.	Customer Dwg. No.

Customer: _____

Address: _____
 (city) (state)

INSTRUCTIONS:

- Please use black ink to fill in shaded areas.
- Fill in appropriate catalog listing. - One listing per sheet.
- Fill in quantity ordered and your order no.
- Indicate legends desired - do not exceed 9 characters for style "R" or 4 characters on either side of style "S".
- This completed form must accompany your purchase order