

Synchronization signal processor for high definition displays

BA7078S

The BA7078S is a synchronization signal processing LSI chip designed for multiscan high-definition displays. It generates a synchronization signal and clamp pulse for three types of input signals: separate synchronization, composite synchronization, and synchronization on video.

●Applications

CRT displays

●Features

- 1) Operates on a single 5V power supply, with low power consumption.
- 2) Synchronization signal existence and polarity detection output.
- 3) Adjustable clamp pulse width, allowing for the selection of front or back editing.
- 4) Vertical synchronization separation is based on horizontal frequency tracking, for separation starting at 1H.
- 5) Minimal attached components.

●Absolute maximum ratings (Ta = 25°C)

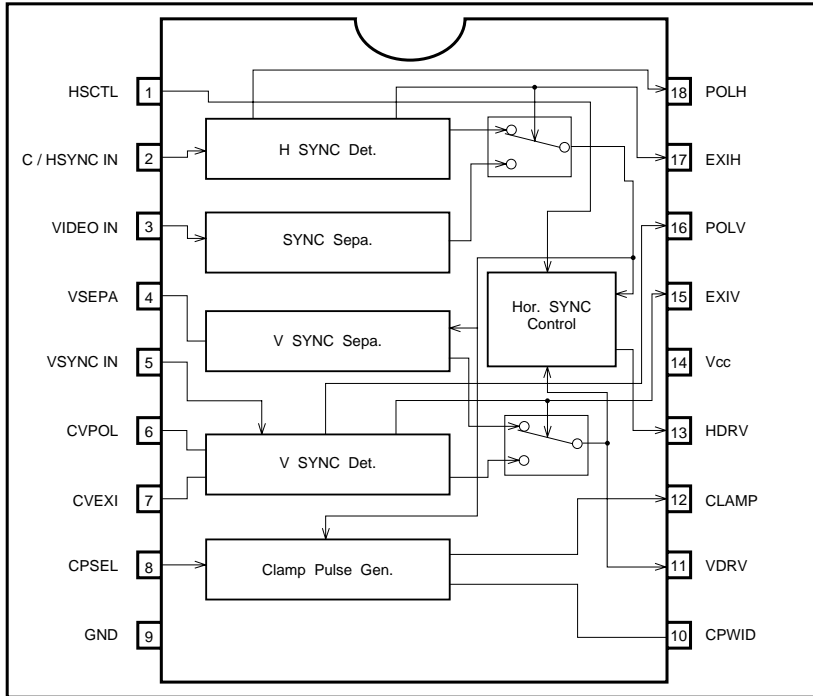
Parameter	Symbol	Limits	Unit
Power supply voltage	V _{CC}	7.0	V
Power dissipation	P _d	600	mW
Operating temperature	T _{opr}	- 25 ~ + 75	°C
Storage temperature	T _{stg}	- 55 ~ + 125	°C

* Reduced by 6mW for each increase in Ta of 1°C over 25°C.

●Recommended operating conditions (Ta = 25°C)

Parameter	Symbol	Min.	Typ.	Max.	Unit
Power supply voltage	V _{CC}	4.5	5.0	5.5	V

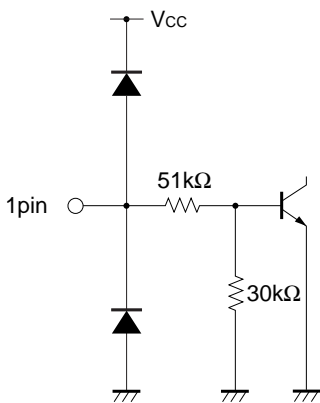
●Block diagram



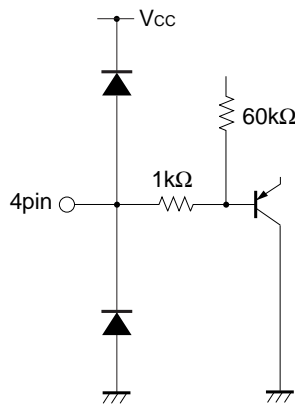
Pin No.	Pin name	Function	
15	EXIV	Vertical existence output	Indicates whether the vertical synchronization signal exists. For the output logic, refer to the separate table.
16	POLV	Vertical polarity output	Indicates the polarity of the vertical synchronization signal. For the output logic, refer to the separate table.
17	EXIH	Horizontal existence output	Indicates whether the horizontal synchronization signal exists. For the output logic, refer to the separate table.
18	POLH	Horizontal polarity output	Indicates the polarity of the horizontal synchronization signal. For the output logic, refer to the separate table.

●Input / output circuits

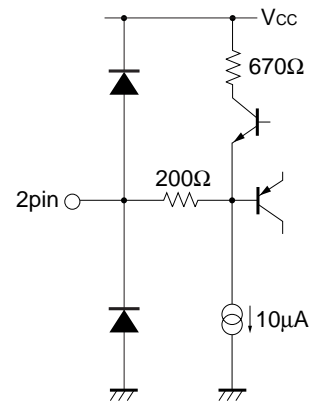
HSCTL



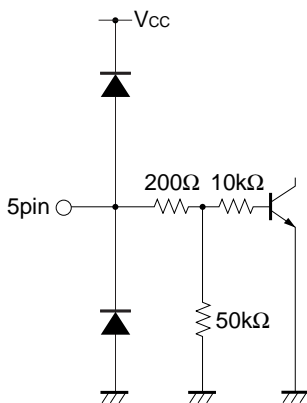
VSEPA



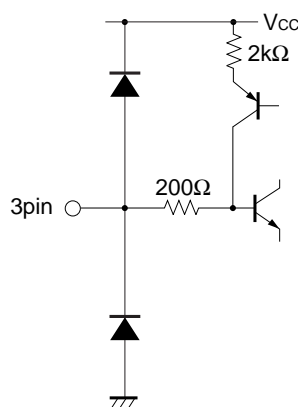
CHSYNC IN



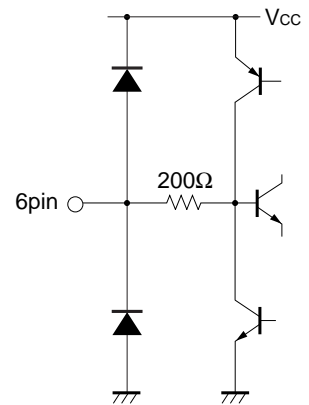
VSYNC IN



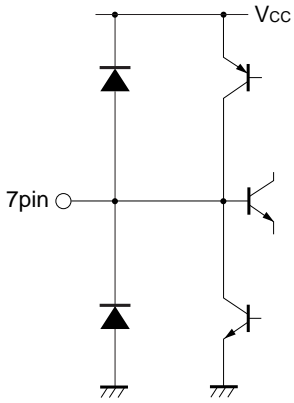
VIDEO IN



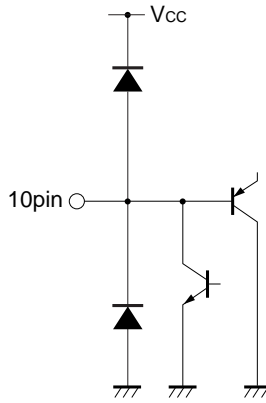
CVPOL



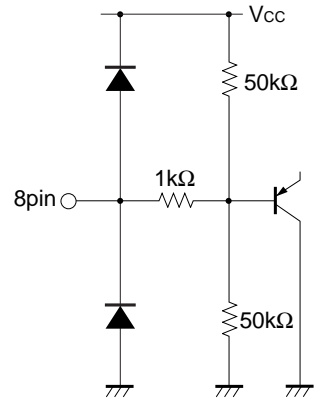
CVEXI



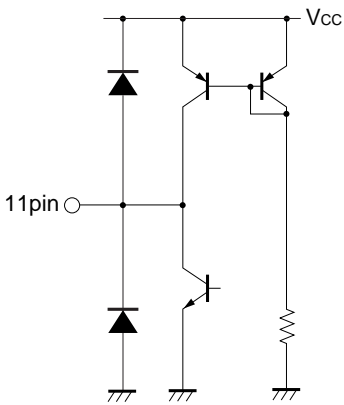
CPWID




CPSEL



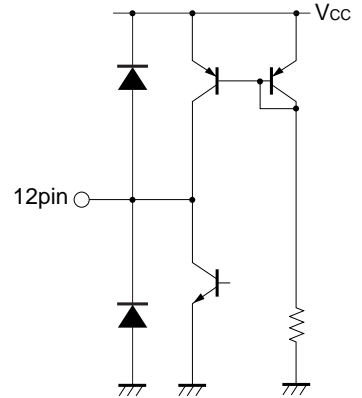
VDRV



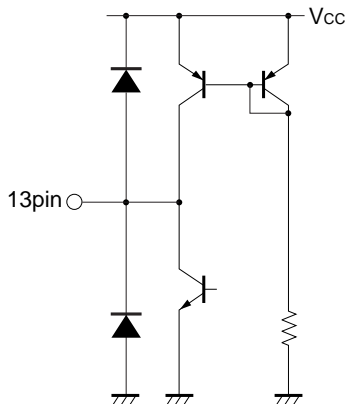
GND



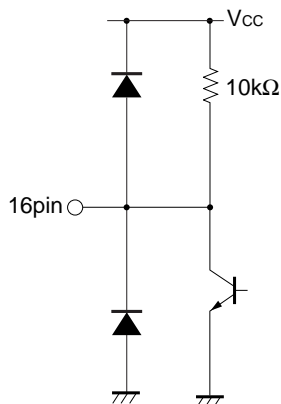
CLAMP



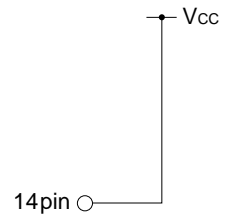
HDRV



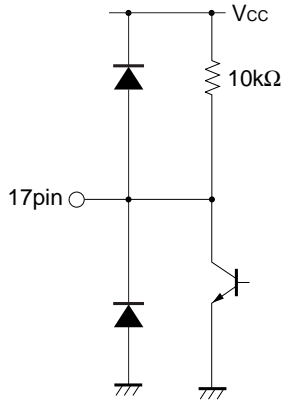
POLV



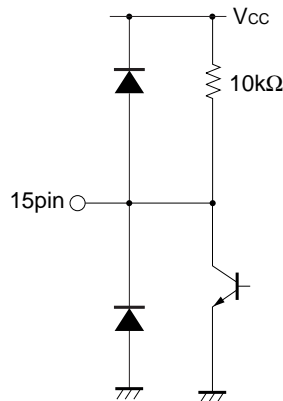
Vcc



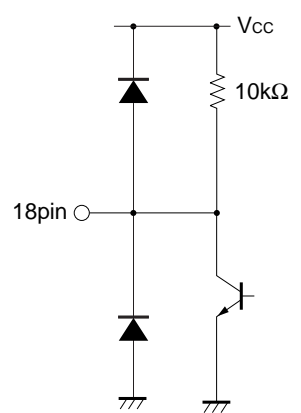
EXIH



EXIV



POLH



●Electrical characteristics (unless otherwise noted, $V_{CC} = 5V$, $T_a = 25^\circ C$)

Parameter	Symbol	Min.	Typ.	Max.	Unit	Conditions
Power supply voltage	V_{CC}	4.5	5.0	5.5	V	
Quiescent current	I_{CC}	21	30	39	mA	
VDRV output voltage (high)	V_{VDH}	4.5	5.0	—	V	
VDRV output voltage (low)	V_{VDL}	—	0.2	0.5	V	
VDRV output current (low)	I_{VDL}	8	—	—	mA	
VDRV rising delay time	t_{rdVD}	—	280	450	ns	VS _{YNC} IN
HDRV output voltage (high)	V_{HDH}	4.5	5.0	—	V	
HDRV output voltage (low)	V_{HDL}	—	0.2	0.5	V	
HDRV output current (low)	I_{HDL}	8	—	—	mA	
HDRV rising delay time (1)	trd_{HD1}	—	65	115	ns	CH _S Y _N C IN
HDRV rising delay time (2)	trd_{HD2}	—	95	145	ns	VI _D E _O IN
CLAMP output voltage (high)	V_{CPH}	4.5	5.0	—	V	
CLAMP output voltage (low)	V_{CPL}	—	0.2	0.5	V	
CLAMP output current (low)	I_{CPL}	8	—	—	mA	
CLAMP rising delay time (1)	trd_{CP1}	—	75	125	ns	front edge
CLAMP rising delay time (2)	trd_{CP2}	—	95	145	ns	back edge
Synchronization detection output voltage (high)	V_{DH}	4.5	5.0	—	V	
Synchronization detection output voltage (low)	V_{DL}	—	0.2	0.5	V	
Synchronization detection output current (low)	I_{DL}	3	—	—	mA	
Synchronization detection output impedance	Z_{oD}	7	10	13	kΩ	
Minimum synchronization separation level	$V_{SMin.}$	—	—	0.2	V_{P-P}	
HSCTL high level threshold voltage	V_{tHSH}	2.5	—	—	V	
HSCTL low level threshold voltage	V_{tHSL}	—	—	1.5	V	
CPSEL high level threshold voltage	V_{tCPH}	3.8	—	—	V	
CPSEL low level threshold voltage	V_{tCPL}	—	—	1.2	V	

●Measurement circuit

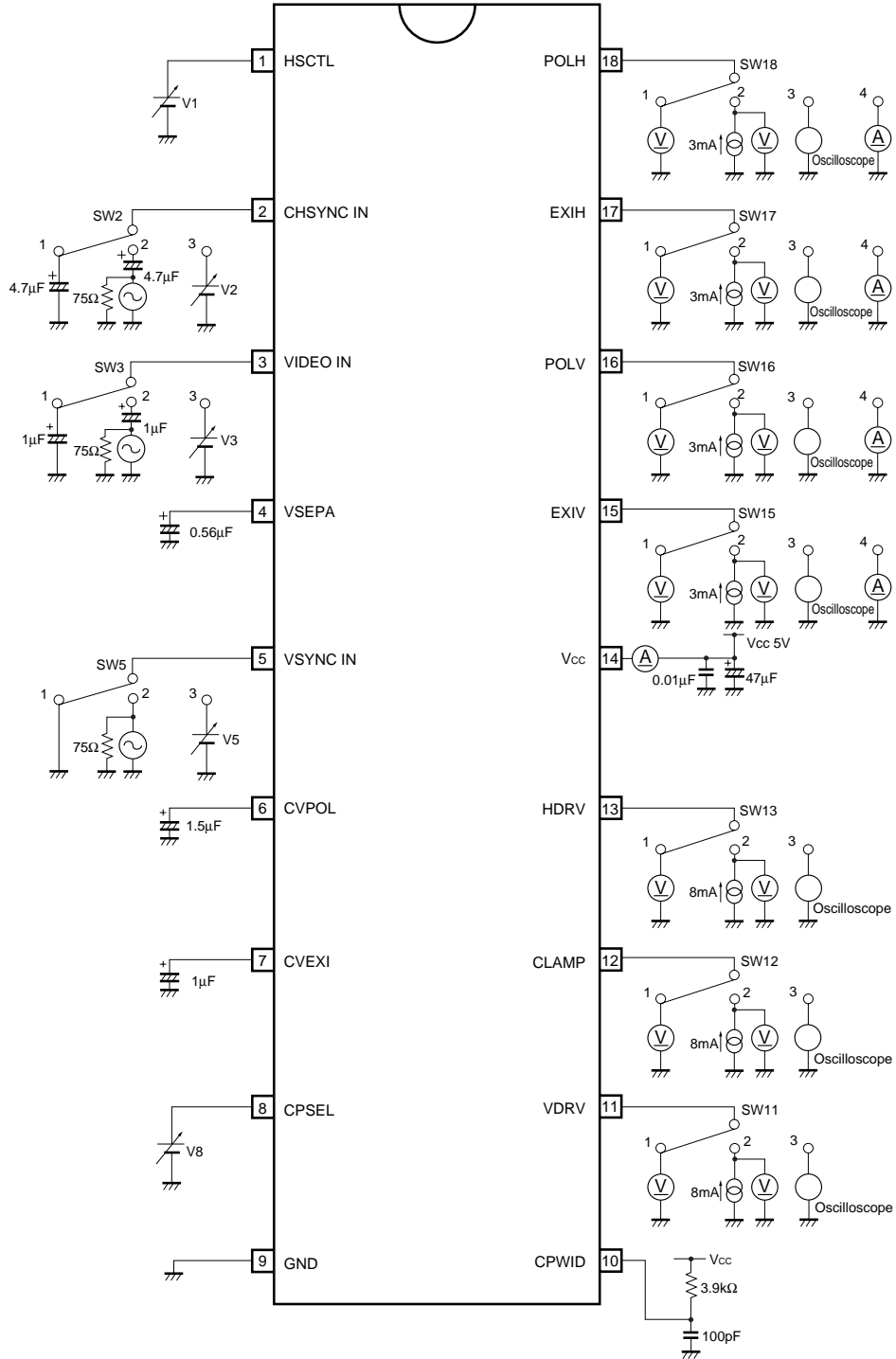


Fig. 1

●Conditions for measurement of electrical characteristics

Parameter	Switch condition										
	2	3	5	11	12	13	15	16	17	18	
Quiescent current	1	1	1	1	1	1	1	1	1	1	
VDRV output voltage (high)	1	1	3	1	1	1	1	1	1	1	
VDRV output voltage (low)	1	1	3	1	1	1	1	1	1	1	
VDRV output current (low)	1	1	3	2	1	1	1	1	1	1	
VDRV rising delay time	1	1	2	3	1	1	1	1	1	1	
HDRV output voltage (high)	3	1	1	1	1	1	1	1	1	1	
HDRV output voltage (low)	3	1	1	1	1	1	1	1	1	1	
HDRV output current (low)	3	1	1	1	1	2	1	1	1	1	
HDRV rising delay time (1)	2	1	1	1	1	3	1	1	1	1	
HDRV rising delay time (2)	1	2	1	1	1	3	1	1	1	1	
CLAMP output voltage (high)	2	1	1	1	3	1	1	1	1	1	
CLAMP output voltage (low)	2	1	1	1	3	1	1	1	1	1	
CLAMP output current (low)	3	1	1	1	2	1	1	1	1	1	
CLAMP rising delay time (1)	2	1	1	1	3	1	1	1	1	1	
CLAMP rising delay time (2)	1	2	1	1	3	1	1	1	1	1	
POLH output voltage (high)	2	1	1	1	1	1	1	1	1	1	
POLH output voltage (low)	2	1	1	1	1	1	1	1	1	1	
POLH output current (low)	3	1	1	1	1	1	1	1	1	2	
POLH output impedance	3	1	1	1	1	1	1	1	1	4	
EXIH output voltage (high)	2	1	1	1	1	1	1	1	1	1	
EXIH output voltage (low)	1	1	1	1	1	1	1	1	1	1	
EXIH output current (low)	3	1	1	1	1	1	1	1	2	1	
EXIH output impedance	3	1	1	1	1	1	1	1	4	1	
POLV output voltage (high)	1	1	2	1	1	1	1	1	1	1	
POLV output voltage (low)	1	1	2	1	1	1	1	1	1	1	
POLV output current (low)	1	1	3	1	1	1	1	2	1	1	
POLV output impedance	1	1	3	1	1	1	1	4	1	1	
EXIV output voltage (high)	1	1	2	1	1	1	1	1	1	1	
EXIV output voltage (low)	1	1	1	1	1	1	1	1	1	1	
EXIV output current (low)	1	1	3	1	1	1	2	1	1	1	
EXIV output impedance	1	1	3	1	1	1	4	1	1	1	
Minimum synchronization separation level	1	2	1	1	1	3	1	1	1	1	
HSCTL high level threshold voltage	2	1	2	1	1	3	1	1	1	1	
HSCTL low level threshold voltage	2	1	2	1	1	3	1	1	1	1	
CPSEL high level threshold voltage	1	2	1	1	3	3	1	1	1	1	
CPSEL low level threshold voltage	2	1	1	1	3	3	1	1	1	1	

●Application example

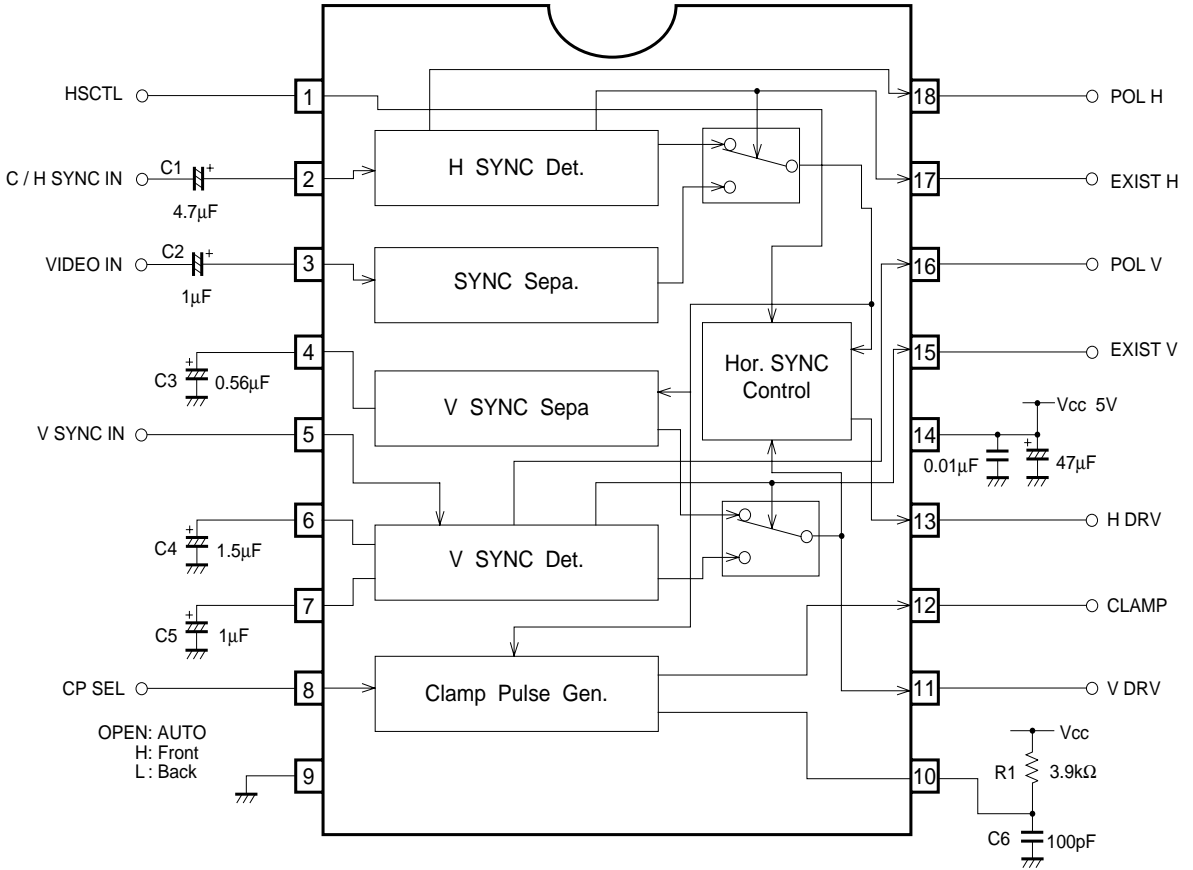


Fig. 2

●Attached components

- C1: 47 μ F Coupling capacitor for C / H SYNC IN
A low capacitance increases the size of the input pin waveform's sag.
- C2: 1 μ F Coupling capacitor for VIDEO IN
A low capacitance increases the size of the input pin waveform's sag.
- C3: 0.56 μ F Conversion capacitor for f-V
A low capacitance increases the size of the ripple of the f-V conversion voltage. A large capacitance is not a problem, but will delay the reaction speed.
- C4: 1.5 μ F Capacitor for POLH (detection of the vertical synchronization signal's polarity)
The minimum capacitance is determined as follows:
The internal hysteresis comparator does not react when the duty of minimum frequency synchronization (fV = 40Hz, T = 25ms) is 50%.
 $C_{Min.} = 30\mu * T[F]$
A large capacitance is not a problem, but will delay the reaction speed.
- C5: 1 μ F Capacitor for EXIH (detection of the vertical synchronization signal's existence)
The minimum capacitance is determined as follows:
The internal hysteresis comparator does not react at the minimum frequency synchronization (fV = 40Hz, T = 25ms)
 $C_{Min.} = 16\mu * T[F]$
A large capacitance is not a problem, but will delay the reaction speed.
- C6: 100pF Constant for setting the clamp pulse width
- R1: 3.9k Ω A low resistance results in a narrow clamp pulse width. Set no lower than 1k Ω .

●Electrical characteristic curves

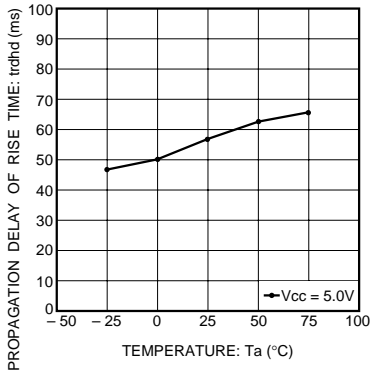


Fig. 3 C / HSYNC IN-HDRV
Rising delay time vs. temperature

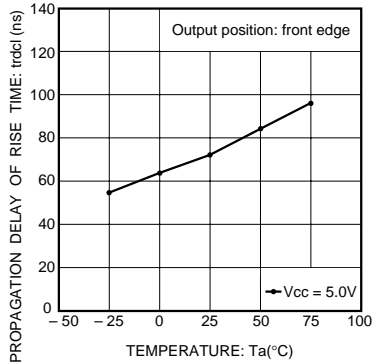


Fig. 4 C / HSYNC IN-CLAMP
Rising delay time vs. temperature

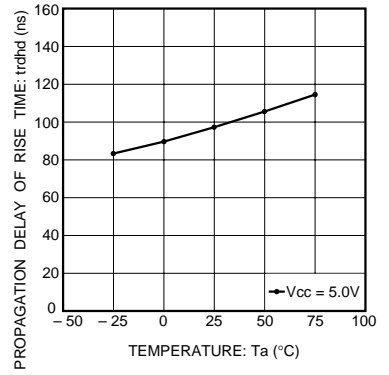


Fig. 5 VIDEO IN-HDRV
Rising delay time vs. temperature

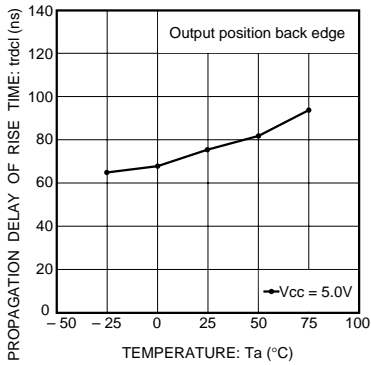


Fig. 6 VIDEO IN-CLAMP
Rising delay time vs. temperature

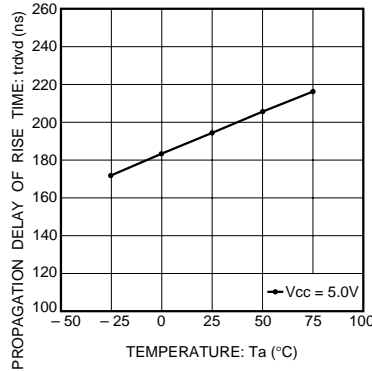


Fig. 7 VSYNC IN-HDRV
Rising delay time vs. temperature

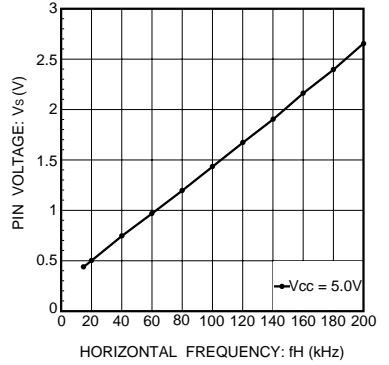
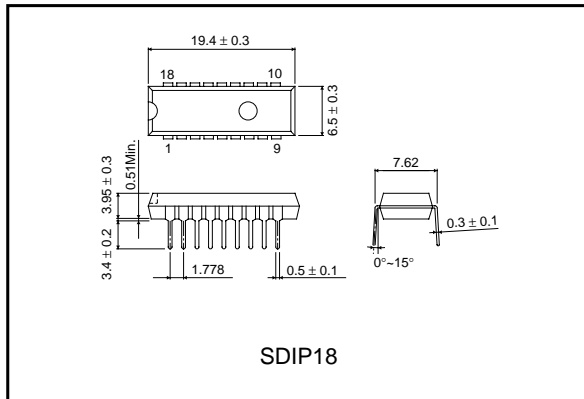


Fig. 8 VSEPA horizontal frequency vs. pin voltage

●External dimensions (Units: mm)



SUNSTAR商斯达实业集团是集研发、生产、工程、销售、代理经销、技术咨询、信息服务等为一体的高科技企业，是专业高科技电子产品生产厂家，是具有10多年历史的专业电子元器件供应商，是中国最早和最大的仓储式连锁规模经营大型综合电子零部件代理分销商之一，是一家专业代理和分销世界各大品牌IC芯片和电子元器件的连锁经营综合性国际公司。在香港、北京、深圳、上海、西安、成都等全国主要电子市场设有直属分公司和产品展示展销窗口门市部专卖店及代理分销商，已在全国范围内建成强大统一的供货和代理分销网络。我们专业代理经销、开发生产电子元器件、集成电路、传感器、微波光电元器件、工控机/DOC/DOM电子盘、专用电路、单片机开发、MCU/DSP/ARM/FPGA软件硬件、二极管、三极管、模块等，是您可靠的一站式现货配套供应商、方案提供商、部件功能模块开发配套商。专业以现代信息产业（计算机、通讯及传感器）三大支柱之一的传感器为主营业务，专业经营各类传感器的代理、销售生产、网络信息、科技图书资料及配套产品设计、工程开发。我们的专业网站——中国传感器科技信息网（全球传感器数据库）www.SENSOR-IC.COM 服务于全球高科技生产商及贸易商，为企业科技产品开发提供技术交流平台。欢迎各厂商互通有无、交换信息、交换链接、发布寻求代理信息。欢迎国外高科技传感器、变送器、执行器、自动控制产品厂商介绍产品到中国，共同开拓市场。本网站是关于各种传感器-变送器-仪器仪表及工业自动化大型专业网站，深入到工业控制、系统工程计 测量、自动化、安防报警、消费电子等众多领域，把最新的传感器-变送器-仪器仪表买卖信息，最新技术供求，最新采购商，行业动态，发展方向，最新的技术应用和市场资讯及时的传递给广大科技开发、科学研究、产品设计人员。本网站已成功为石油、化工、电力、医药、生物、航空、航天、国防、能源、冶金、电子、工业、农业、交通、汽车、矿山、煤炭、纺织、信息、通信、IT、安防、环保、印刷、科研、气象、仪器仪表等领域从事科学研究、产品设计、开发、生产制造的科技人员、管理人员、和采购人员提供满意服务。我们公司专业生产、代理、经销、销售各种传感器、变送器、敏感元器件、开关、执行器、仪器仪表、自动化控制系统：专业从事设计、生产、销售各种传感器、变送器、各种测控仪表、热工仪表、现场控制器、计算机控制系统、数据采集系统、各类环境监控系统、专用控制系统应用软件以及嵌入式系统开发及应用等工作。如热敏电阻、压敏电阻、温度传感器、温度变送器、湿度传感器、湿度变送器、气体传感器、气体变送器、压力传感器、压力变送、称重传感器、物（液）位传感器、物（液）位变送器、流量传感器、流量变送器、电流（压）传感器、溶氧传感器、霍尔传感器、图像传感器、超声波传感器、位移传感器、速度传感器、加速度传感器、扭距传感器、红外传感器、紫外传感器、火焰传感器、激光传感器、振动传感器、轴角传感器、光电传感器、接近传感器、干簧管传感器、继电器传感器、微型电泵、磁敏（阻）传感器、压力开关、接近开关、光电开关、色标传感器、光纤传感器、齿轮测速传感器、时间继电器、计数器、计米器、温控仪、固态继电器、调压模块、电磁铁、电压表、电流表等特殊传感器。同时承接传感器应用电路、产品设计和自动化工程项目。

更多产品请看本公司产品专用销售网站：

商斯达中国传感器科技信息网：<http://www.sensor-ic.com/>

商斯达工控安防网：<http://www.pc-ps.net/>

商斯达电子元器件网：<http://www.sunstare.com/>

商斯达微波光电产品网：[HTTP://www.rfoe.net/](http://www.rfoe.net/)

商斯达消费电子产品网：<http://www.icasic.com/>

商斯达军工产品网：<http://www.junpinic.com/>

商斯达实业科技产品网：<http://www.sunstars.cn/> 传感器销售热线：

地址：深圳市福田区福华路福庆街鸿图大厦1602室

电话：0755-83607652 83376489 83376549 83370250 83370251 82500323

传真：0755-83376182 (0) 13902971329 MSN: SUNS888@hotmail.com

邮编：518033 E-mail: szss20@163.com QQ: 195847376

深圳赛格展销部：深圳华强北路赛格电子市场2583号 电话：0755-83665529 25059422

技术支持：0755-83394033 13501568376

欢迎索取免费详细资料、设计指南和光盘；产品凡多，未能尽录，欢迎来电查询。

北京分公司：北京海淀区知春路132号中发电子大厦3097号

TEL: 010-81159046 82615020 13501189838 FAX: 010-62543996

上海分公司：上海市北京东路668号上海赛格电子市场D125号

TEL: 021-28311762 56703037 13701955389 FAX: 021-56703037

西安分公司：西安高新开发区20所(中国电子科技集团导航技术研究所)

西安劳动南路88号电子商城二楼D23号

TEL: 029-81022619 13072977981 FAX: 029-88789382